

2020 SPORTAGE S FWD

MODEL/OPT.CODE: 42232 / 010
 EXTERIOR COLOR: SNOW WHITE PEARL
 INTERIOR COLOR: BLACK
 VEHICLE ID NUMBER: KNDP63AC9L7684212
 PORT OF ENTRY: HUENEME

Sold To: AR015
 Mark Martin Kia
 1601 BATESVILLE BLVD
 BATESVILLE AR 72501

Ship To: AR015



STANDARD FEATURES

STANDARD LX FWD FEATURES

MECHANICAL
 2.4L Gas Direct Injection (GDI) 4-Cyl Engine
 6-Speed Automatic Transmission
 Drive Mode Select (DMS)

KIA DRIVEWISE DRIVER-ASSIST TECHNOLOGY
 Forward Collision-Avoidance Assist - w/Pedestrian detect
 Lane Keeping Assist (LKA)
 Driver Attention Warning (DAW)
 High Beam Assist (HBA)

SAFETY
 Dual Front Advanced Airbags
 Dual Front Seat-Mounted Side & Full-Length Curtain Air Bags
 Traction Control System (TCS) & Anti-Lock Brakes (ABS)
 Electronic Stability Control (ESC)
 Downhill Brake/Hill-start Assist Control (DBC/HAC)
 Tire Pressure Monitoring System (TPMS)

INTERIOR, COMFORT & CONVENIENCE
 Android Auto & Apple CarPlay Smartphone Integration
 8" Audio Touchscreen & Rear Camera
 AM/FM/MP3, 160W, 6 Speaker Audio System
 Bluetooth® Wireless Technology
 Steering Wheel Controls (Bluetooth/Audio/Cruise)
 Tilt & Telescopic Steering Column
 60/40 Split-Folding and Reclining Rear Seats
 Rear Center Armrest with Cupholders
 Dual-Level Cargo Floor
 Luggage Under Floor Tray

EXTERIOR
 17" Alloy Wheels
 Auto-On/Off Projector Headlights
 LED Daytime Running Lights
 Rear Privacy Glass
 Rear Spoiler

WARRANTY
 10 Year/100,000 Mile Limited Powertrain Warranty
 5 Year/60,000 Mile Limited Basic Warranty
 5 Year/60,000 Mile Roadside Assistance
 *Ask dealer for details

MANUFACTURER'S SUGGESTED RETAIL PRICE ▶

\$ 25,990.00

COMPARE S FWD FEATURES
 Added to/in place of standard LX FWD features
 - 18" Dark Gray Alloy Wheels
 - Blind-Spot Collision Warning (BCW)
 - Rear Cross-Traffic Collision Warning (RCCW)
 - Sofino Premium Leatherette Seat Trim
 - Unique Grille, Lower Fascia, Side Sill Trim
 - Roof Rails, Projector Fog Lamps
 - Power Folding Outside Mirrors
 - Heated Outside Mirrors w/ LED Turn Signals
 - Sport Leather Steering Wheel & Paddle Shifters

ADDITIONAL INSTALLED EQUIPMENT:
 (In addition to or in place of standard features)
 Cargo Mat
 Carpeted Floor Mats
 Wheel Locks

Included
 Included
 Included
 Included
 Included
 Included
 Included
 Included
 Included
 Included

\$95.00
 \$135.00
 \$60.00

MSRP INCLUDING OPTIONS

\$ 26,280.00

INLAND FREIGHT AND HANDLING

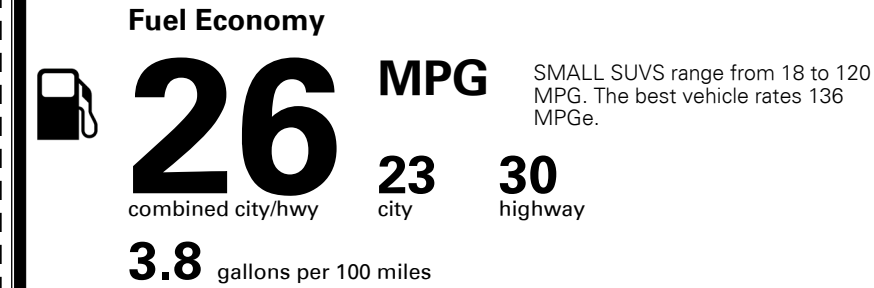
\$ 1,045.00

TOTAL MANUFACTURER'S SUGGESTED RETAIL PRICE ▶

\$ 27,325.00

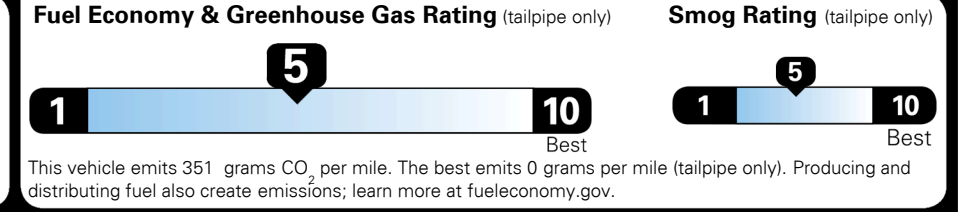
EPA DOT Fuel Economy and Environment

Gasoline Vehicle



You spend \$250 more in fuel costs over 5 years
 compared to the average new vehicle.

Annual fuel cost \$1,550

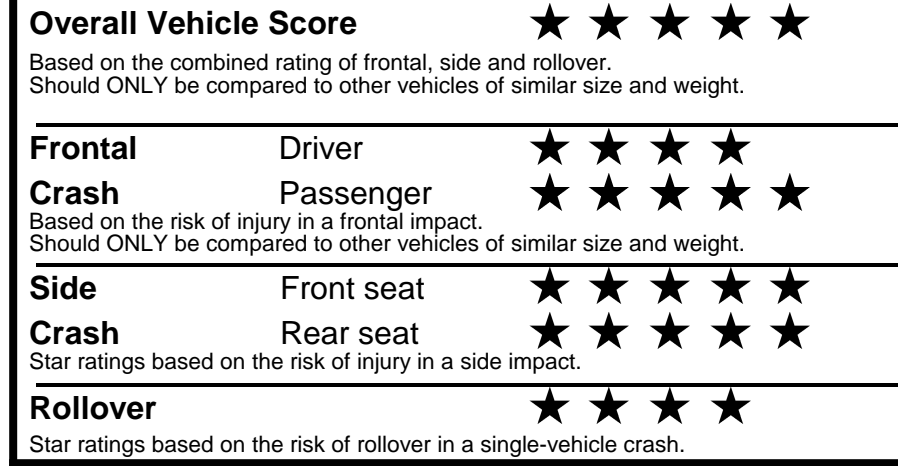


Actual results will vary for many reasons, including driving conditions and how you drive and maintain your vehicle. The average new vehicle gets 27 MPG and costs \$7,500 to fuel over 5 years. Cost estimates are based on 15,000 miles per year at \$ 2.70 per gallon. MPGe is miles per gasoline gallon equivalent. Vehicle emissions are a significant cause of climate change and smog.

fueleconomy.gov
 Calculate personalized estimates and compare vehicles



GOVERNMENT 5-STAR SAFETY RATINGS



Star ratings range from 1 to 5 stars (★★★★★) with 5 being the highest.
 Source: National Highway Traffic Safety Administration (NHTSA).
www.safercar.gov or 1-888-327-4236

Manufacturer's suggested retail price includes Manufacturer's recommended pre-delivery service. License and title fees, state and local taxes and other dealer installed options and accessories are not included in the manufacturer's suggested retail price.

PARTS CONTENT INFORMATION

FOR VEHICLES IN THIS CAR LINE U.S./CANADIAN PARTS CONTENT: 1 %

MAJOR SOURCES OF FOREIGN PARTS:
 OTHER: 8%
 KOREA: 91%

NOTE: PARTS CONTENT DOES NOT INCLUDE FINAL ASSEMBLY, DISTRIBUTION, OR OTHER NON-PARTS COSTS.

FOR THIS VEHICLE FINAL ASSEMBLY POINT: GWANGJU, KOREA

COUNTRY OF ORIGIN ENGINE: KOREA
TRANSMISSION: KOREA

TOTAL ADDITIONAL WEIGHT: 15.3

