

## 2020 SOUL GT-LINE 2.0L

MODEL/OPT.CODE: B2562 / 015  
 EXTERIOR COLOR: SNOW WHITE PEARL  
 INTERIOR COLOR: BLACK  
 VEHICLE ID NUMBER: KNDJ63AU6L7702714  
 PORT OF ENTRY: TACOMA

Sold To: IL050  
 Kia of Bradley  
 1010 TIGHE DRIVE  
 BRADLEY IL 60915

Ship To: IL050

### STANDARD FEATURES

#### STANDARD SOUL LX AUTO FEATURES

##### MECHANICAL

2.0L Multi-Point Fuel Injection (MPI) 4-Cyl Engine  
 Intelligent Variable Transmission (IVT)  
 16" Steel Wheels with Wheel Covers

##### SAFETY

Dual Front Advanced Airbags  
 Dual Front Seat-Mounted Side Airbags  
 Full-Length Side Curtain Airbags  
 Lower Anchors and Tethers for Children (LATCH)  
 Anti-Lock Braking System (ABS) w/ Brake Assist (BAS)  
 Traction Control System (TCS)  
 Electronic Stability Control (ESC)  
 Vehicle Stability Management (VSM)  
 Hill-start Assist Control (HAC)  
 Tire Pressure Monitoring System (TPMS)

##### INTERIOR, COMFORT & CONVENIENCE

Android Auto & Apple CarPlay Smartphone Integration  
 AM/FM/MP3 w/ 7" Touchscreen & Rear Camera  
 Air Conditioning  
 Power Windows, Door Locks & Outside Mirrors  
 Remote Keyless Entry  
 Bluetooth® Wireless Technology  
 Steering Wheel Mounted Audio Controls  
 Cruise Control with Steering Wheel Mounted Controls  
 Tilt & Telescopic Steering Column  
 Center Console w/ Armrest and Storage Bin  
 60/40 Split-Folding Rear Seats

##### EXTERIOR

Auto-On/Off Headlights  
 Roof Rack Ready (Mounting Points)  
 Rear Privacy Glass

##### WARRANTY

10 Year/100,000 Mile Limited Powertrain Warranty  
 5 Year/60,000 Mile Limited Basic Warranty  
 5 Year/60,000 Mile Roadside Assistance

### MANUFACTURER'S SUGGESTED RETAIL PRICE ▶

\$ 20,290.00

#### COMPARE GT-LINE 2.0L FEATURES

Added to/in place of standard LX AT features

- Forward Collision Avoidance
- Lane Keeping Assist (LKA)
- Driver Attention Warning
- Leather Wrapped Steering Wheel/Shift Knob
- GT-Line Sport Front/Rear Bumper Fascia
- GT-Line Sport Side Sills w/Red Accent
- 18" Alloy Wheels
- Premium Cloth Seat Trim

Included  
 Included  
 Included  
 Included  
 Included  
 Included  
 Included  
 Included

#### ADDITIONAL INSTALLED EQUIPMENT:

(In addition to or in place of standard features)

- Snow White Pearl Paint
- GT Sunroof Package
- Power Sunroof with Sunshade
- Blind Spot Collision Warning
- Rear Cross-Traffic Collision-Avoidance Assist (RCCA)
- Push Button Start and Smart Key
- Wireless Phone Charger
- Dual Level Cargo Board, Cargo Cover
- Carpeted Floor Mats

\$345.00  
 \$1,900.00

\$135.00

MSRP INCLUDING OPTIONS

\$ 22,670.00


INLAND FREIGHT AND HANDLING

\$ 1,045.00

### TOTAL MANUFACTURER'S SUGGESTED RETAIL PRICE ▶

\$ 23,715.00

TOTAL ADDITIONAL WEIGHT: 6.0



#1 MASS MARKET BRAND IN  
 J.D. POWER INITIAL QUALITY,  
 5 YEARS IN A ROW.

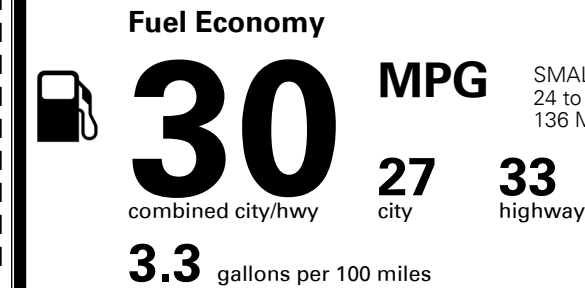
GIVE IT EVERYTHING

For J.D. Power 2019 award information, go to [jdpower.com/awards](http://jdpower.com/awards) for more details.



## EPA DOT Fuel Economy and Environment

Gasoline Vehicle

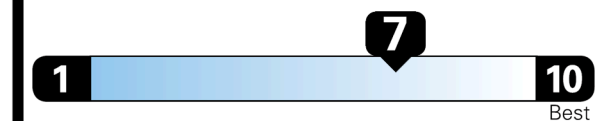


SMALL STATION WAGONS range from 24 to 119 MPG. The best vehicle rates 136 MPGe.

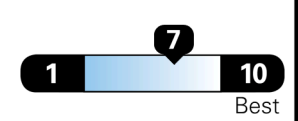
**You save \$750**  
 in fuel costs over 5 years compared to the average new vehicle.

Annual fuel cost  
**\$1,350**

Fuel Economy & Greenhouse Gas Rating (tailpipe only)



Smog Rating (tailpipe only)



This vehicle emits 303 grams CO<sub>2</sub> per mile. The best emits 0 grams per mile (tailpipe only). Producing and distributing fuel also create emissions; learn more at [fuel economy.gov](http://fuel economy.gov).

Actual results will vary for many reasons, including driving conditions and how you drive and maintain your vehicle. The average new vehicle gets 27 MPG and costs \$7,500 to fuel over 5 years. Cost estimates are based on 15,000 miles per year at \$ 2.70 per gallon. MPGe is miles per gasoline gallon equivalent. Vehicle emissions are a significant cause of climate change and smog.

**fuel economy.gov**

Calculate personalized estimates and compare vehicles



## GOVERNMENT 5-STAR SAFETY RATINGS

Overall Vehicle Score **Not Rated**

Based on the combined rating of frontal, side and rollover. Should ONLY be compared to other vehicles of similar size and weight.

Frontal Driver **Not Rated**

Crash Passenger **Not Rated**

Based on the risk of injury in a frontal impact. Should ONLY be compared to other vehicles of similar size and weight.

Side Front seat **Not Rated**

Crash Rear seat **Not Rated**

Star ratings based on the risk of injury in a side impact.

Rollover **Not Rated**

Star ratings based on the risk of rollover in a single-vehicle crash.

Star ratings range from 1 to 5 stars (★★★★★) with 5 being the highest.

Source: National Highway Traffic Safety Administration (NHTSA).

[www.safercar.gov](http://www.safercar.gov) or 1-888-327-4236

Manufacturer's suggested retail price includes Manufacturer's recommended pre-delivery service. License and title fees, state and local taxes and other dealer installed options and accessories are not included in the manufacturer's suggested retail price.

## PARTS CONTENT INFORMATION

FOR VEHICLES IN THIS CAR LINE U.S./CANADIAN PARTS CONTENT: 1 %

MAJOR SOURCES OF FOREIGN PARTS:  
 OTHER: 5%  
 KOREA: 94%

NOTE: PARTS CONTENT DOES NOT INCLUDE FINAL ASSEMBLY, DISTRIBUTION, OR OTHER NON-PARTS COSTS.

FOR THIS VEHICLE FINAL ASSEMBLY POINT:  
 GWANGJU, KOREA

COUNTRY OF ORIGIN

ENGINE: KOREA

TRANSMISSION: KOREA