

2020 OPTIMA S

MODEL/OPT.CODE: 53232 / 015
 EXTERIOR COLOR: SNOW WHITE PEARL
 INTERIOR COLOR: BLACK
 VEHICLE ID NUMBER: 5XXGT4L31LG399104
 PORT OF ENTRY: WEST POINT

Sold To: IN023
 Nielsen Kia
 4411 E. MICHIGAN BLVD.
 MICHIGAN CITY IN 46360

Ship To: IN023

STANDARD FEATURES

STANDARD LX FEATURES

MECHANICAL

2.4L Gas Direct Injection (GDI) 4-Cyl Engine
 6-Speed Automatic Transmission
 Drive Mode Select (DMS)

KIA DRIVEWISE DRIVER-ASSIST TECHNOLOGY

Blind-Spot Collision Warning (BCW)
 Rear Cross-Traffic Collision Warning (RCCW)
 Parking Distance Warning-Reverse (PDW-R)
 Forward Collision-Avoidance Assist-Ped (FCA-Ped)
 Lane Departure Warning (LDW)
 Lane Keeping Assist-Line (LKA-L)
 Driver Attention Warning (DAW)
 High Beam Assist (HBA)

SAFETY

Dual Front Advanced Airbags & Driver's Knee Airbag
 Dual Front Seat-Mounted Side & Full-Length Curtain Airbags
 Traction Control System (TCS) & Anti-Lock Brakes (ABS)

INTERIOR, COMFORT & CONVENIENCE

8" Touchscreen w/ Android Auto & Apple CarPlay
 Rear Camera with Dynamic Guidelines
 Adjustable Driver's Seat w/ Lumbar Support
 Adjustable Front Passenger's Seat w/ Height Adjuster
 Anti-Soiling Cloth Seat Trim
 Bluetooth® Wireless Technology
 USB / Auxiliary Input Jack and 12 Volt Outlet
 Steering Wheel Controls (Bluetooth/Audio/Cruise)
 Overhead Maplights & Sunglass Holder
 Remote Keyless Entry w/ Trunk Opener
 Power Windows w/ Driver's One-Touch Auto-Down

EXTERIOR

Power, Heated Outside Mirrors w/ LED Turn Signal Indicators
 Single Projection Headlights w/ LED DRL
 16" Alloy Wheels

WARRANTY

10 Year/100,000 Mile Limited Powertrain Warranty
 5 Year/60,000 Mile Limited Basic Warranty
 5 Year/60,000 Mile Roadside Assistance

MANUFACTURER'S SUGGESTED RETAIL PRICE ▶

\$ 24,690.00

COMPARE S FEATURES

Added to/in place of standard LX features
 - Power Adj. Driver's Seat w/ Power Lumbar
 - Sport Cloth and Leatherette Seat Trim
 - Leather Wrapped Steering Wheel
 - Front Windows w/ One-Touch Auto-Up/Down
 - Alarm with Engine Immobilizer
 - Smart Key & Push Button Start
 - LED Tail Lamps
 - Projector Fog Lamps
 - Sport Side Sills with Gloss Black Accent Trim
 - Rear Spoiler
 - 18" Alloy Wheels

Included
 Included
 Included
 Included
 Included
 Included
 Included
 Included
 Included
 Included
 Included
 Included
 Included

ADDITIONAL INSTALLED EQUIPMENT:

(In addition to or in place of standard features)
 Snow White Pearl Paint \$495.00
 S Panoramic Sunroof Package \$1,000.00
 - Panoramic Sunroof w/ Power Sunshade
 - LED Overhead Interior Lighting
 Carpeted Floor Mats \$135.00
 Cargo Net \$50.00

MSRP INCLUDING OPTIONS

\$ 26,370.00

INLAND FREIGHT AND HANDLING

\$ 925.00

TOTAL MANUFACTURER'S SUGGESTED RETAIL PRICE ▶

\$ 27,295.00

TOTAL ADDITIONAL WEIGHT: 7.8



#1 MASS MARKET BRAND IN
 J.D. POWER INITIAL QUALITY,
 5 YEARS IN A ROW.

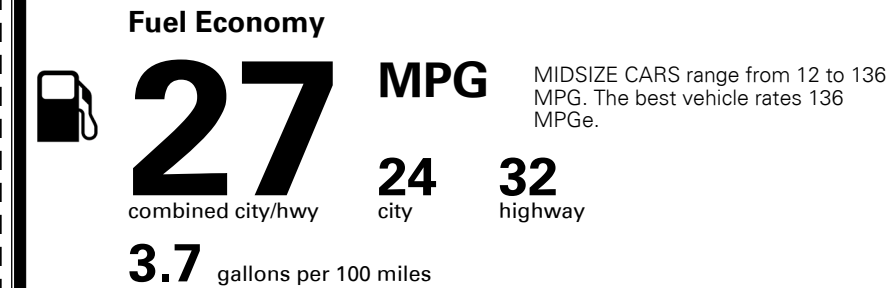
GIVE IT EVERYTHING

For J.D. Power 2019 award information, go to jdpower.com/awards for more details.



EPA DOT Fuel Economy and Environment

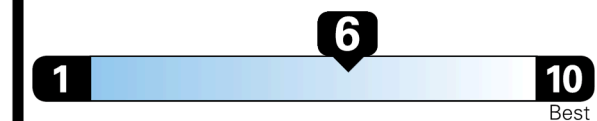
Gasoline Vehicle



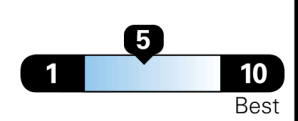
You save \$0
 in fuel costs
 over 5 years
 compared to the
 average new vehicle.

Annual fuel cost
\$1,500

Fuel Economy & Greenhouse Gas Rating (tailpipe only)



Smog Rating (tailpipe only)



This vehicle emits 330 grams CO₂ per mile. The best emits 0 grams per mile (tailpipe only). Producing and distributing fuel also create emissions; learn more at fuel economy.gov.

Actual results will vary for many reasons, including driving conditions and how you drive and maintain your vehicle. The average new vehicle gets 27 MPG and costs \$7,500 to fuel over 5 years. Cost estimates are based on 15,000 miles per year at \$ 2.70 per gallon. MPGe is miles per gasoline gallon equivalent. Vehicle emissions are a significant cause of climate change and smog.

fuel economy.gov

Calculate personalized estimates and compare vehicles



GOVERNMENT 5-STAR SAFETY RATINGS

Overall Vehicle Score ★ ★ ★ ★ ★

Based on the combined rating of frontal, side and rollover.
 Should ONLY be compared to other vehicles of similar size and weight.

Frontal Driver ★ ★ ★ ★ ★

Crash Passenger ★ ★ ★ ★ ★

Based on the risk of injury in a frontal impact.
 Should ONLY be compared to other vehicles of similar size and weight.

Side Front seat ★ ★ ★ ★ ★

Crash Rear seat ★ ★ ★ ★ ★

Star ratings based on the risk of injury in a side impact.

Rollover ★ ★ ★ ★ ★

Star ratings based on the risk of rollover in a single-vehicle crash.

Star ratings range from 1 to 5 stars (★★★★★) with 5 being the highest.

Source: National Highway Traffic Safety Administration (NHTSA).

www.safercar.gov or 1-888-327-4236

Manufacturer's suggested retail price includes Manufacturer's recommended pre-delivery service. License and title fees, state and local taxes and other dealer installed options and accessories are not included in the manufacturer's suggested retail price.

PARTS CONTENT INFORMATION

FOR VEHICLES IN THIS CAR LINE U.S./CANADIAN PARTS CONTENT: 60 %

MAJOR SOURCES OF FOREIGN PARTS: KOREA: 40%

NOTE: PARTS CONTENT DOES NOT INCLUDE FINAL ASSEMBLY, DISTRIBUTION, OR OTHER NON-PARTS COSTS.

FOR THIS VEHICLE FINAL ASSEMBLY POINT: WEST POINT, GA, USA

COUNTRY OF ORIGIN

ENGINE: USA

TRANSMISSION: USA