

2020 SOUL S

MODEL/OPT.CODE: B2532 / 010
 EXTERIOR COLOR: CHERRY BLACK
 INTERIOR COLOR: BLACK/GRAY
 VEHICLE ID NUMBER: KNDJ23AU3L7003133
 PORT OF ENTRY: BRUNSWICK

Sold To: NC057
 University Kia
 5105 DURHAM CHAPEL HILL BLVD.
 DURHAM NC 27707

Ship To: NC057



STANDARD FEATURES

STANDARD SOUL LX AUTO FEATURES

MECHANICAL
 2.0L Multi-Point Fuel Injection (MPI) 4-Cyl Engine
 Intelligent Variable Transmission (IVT)
 16" Steel Wheels with Wheel Covers

SAFETY
 Dual Front Advanced Airbags
 Dual Front Seat-Mounted Side Airbags
 Full-Length Side Curtain Airbags
 Lower Anchors and Tethers for Children (LATCH)
 Anti-Lock Braking System (ABS) w/ Brake Assist (BAS)
 Traction Control System (TCS)
 Electronic Stability Control (ESC)
 Vehicle Stability Management (VSM)
 Hill-start Assist Control (HAC)
 Tire Pressure Monitoring System (TPMS)

INTERIOR, COMFORT & CONVENIENCE
 Android Auto & Apple CarPlay Smartphone Integration
 AM/FM/MP3 w/ 7" Touchscreen & Rear Camera
 Air Conditioning
 Power Windows, Door Locks & Outside Mirrors
 Remote Keyless Entry
 Bluetooth® Wireless Technology
 Steering Wheel Mounted Audio Controls
 Cruise Control with Steering Wheel Mounted Controls
 Tilt & Telescopic Steering Column
 Center Console w/ Armrest and Storage Bin
 60/40 Split Folding Rear Seats

EXTERIOR
 Auto-On/Off Headlights
 Roof Rack Ready (Mounting Points)
 Rear Privacy Glass

WARRANTY
 10 Year/100,000 Mile Limited Powertrain Warranty
 5 Year/60,000 Mile Limited Basic Warranty
 5 Year/60,000 Mile Roadside Assistance

MANUFACTURER'S SUGGESTED RETAIL PRICE ▶

COMPARE SOUL S FEATURES
 Added to/in place of standard LX AT features

- Forward Collision Avoidance
- Lane Keeping Assist
- Driver Attention Warning
- Blind-Spot Collision Warning (BCW)
- Rear Cross-Traffic Collision-Avoidance Assist (RCCA)
- Lane Change Assist
- Premium Cloth Seat Trim
- 16" Alloy Wheels

ADDITIONAL INSTALLED EQUIPMENT:
 (In addition to or in place of standard features)
 Cherry Black Paint
 Carpeted Floor Mats
 Cargo Net

\$ 20,290.00

Included
 Included
 Included
 Included
 Included
 Included
 Included
 Included

\$345.00
 \$130.00
 \$70.00

MSRP INCLUDING OPTIONS

\$ 20,835.00


INLAND FREIGHT AND HANDLING

\$ 995.00

TOTAL MANUFACTURER'S SUGGESTED RETAIL PRICE ▶

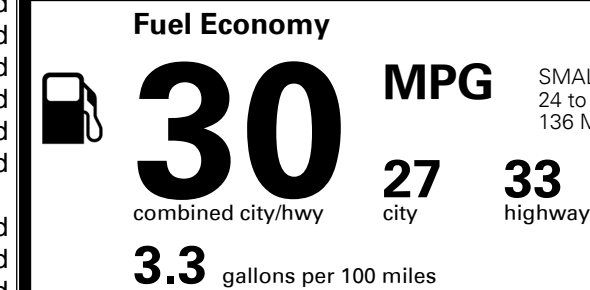
\$ 21,830.00

TOTAL ADDITIONAL WEIGHT: 6.5



EPA DOT Fuel Economy and Environment

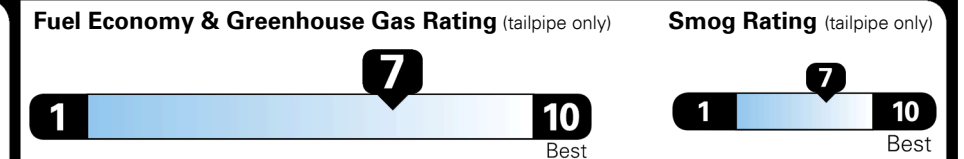
Gasoline Vehicle



SMALL STATION WAGONS range from 24 to 119 MPG. The best vehicle rates 136 MPGe.

You save \$750
 in fuel costs over 5 years compared to the average new vehicle.

Annual fuel cost \$1,350



This vehicle emits 303 grams CO₂ per mile. The best emits 0 grams per mile (tailpipe only). Producing and distributing fuel also create emissions; learn more at fueleconomy.gov.

Actual results will vary for many reasons, including driving conditions and how you drive and maintain your vehicle. The average new vehicle gets 27 MPG and costs \$7,500 to fuel over 5 years. Cost estimates are based on 15,000 miles per year at \$ 2.70 per gallon. MPGe is miles per gasoline gallon equivalent. Vehicle emissions are a significant cause of climate change and smog.

fueleconomy.gov

Calculate personalized estimates and compare vehicles



GOVERNMENT 5-STAR SAFETY RATINGS

Overall Vehicle Score Not Rated

Based on the combined rating of frontal, side and rollover. Should ONLY be compared to other vehicles of similar size and weight.

Frontal Driver Not Rated

Crash Passenger Not Rated

Based on the risk of injury in a frontal impact. Should ONLY be compared to other vehicles of similar size and weight.

Side Front seat Not Rated

Crash Rear seat Not Rated

Star ratings based on the risk of injury in a side impact.

Rollover Not Rated

Star ratings based on the risk of rollover in a single-vehicle crash.

Star ratings range from 1 to 5 stars (★★★★★) with 5 being the highest.

Source: National Highway Traffic Safety Administration (NHTSA).

www.safercar.gov or 1-888-327-4236

Manufacturer's suggested retail price includes Manufacturer's recommended pre-delivery service. License and title fees, state and local taxes and other dealer installed options and accessories are not included in the manufacturer's suggested retail price.

PARTS CONTENT INFORMATION

FOR VEHICLES IN THIS CAR LINE U.S./CANADIAN PARTS CONTENT: 1 %

MAJOR SOURCES OF FOREIGN PARTS:
 OTHER: 5%
KOREA: 94%

NOTE: PARTS CONTENT DOES NOT INCLUDE FINAL ASSEMBLY, DISTRIBUTION, OR OTHER NON-PARTS COSTS.

FOR THIS VEHICLE FINAL ASSEMBLY POINT: GWANGJU, KOREA

COUNTRY OF ORIGIN

ENGINE: KOREA

TRANSMISSION: KOREA