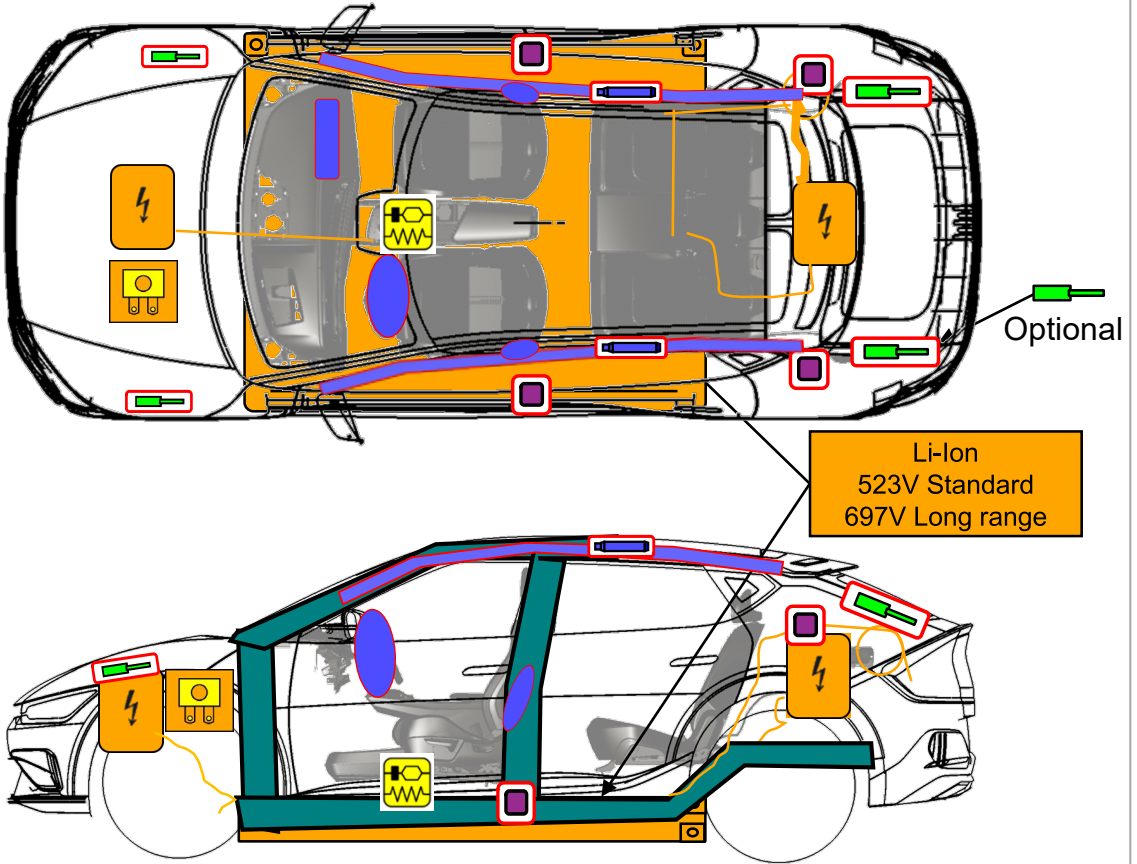




Kia EV6 GT
MPV, 5doors
From March 2023




Reserved for holes (paper version)

	Airbag		Stored gas inflator		Seat belt pretensioner		SRS control unit		Pedestrian protection active system
	Automatic rollover protection system		Gas strut / Preloaded spring		High strength zone		Zone requiring special attention		High voltage component
	Battery low-voltage		Ultra-capacitor, low voltage		Fuel tank		Gas tank		Safety value
	Battery pack, high-voltage		High voltage power cable		High voltage device that disconnects high voltage		Fuse box disabling high voltage		High voltage ultra capacitor

1. Identification / recognition

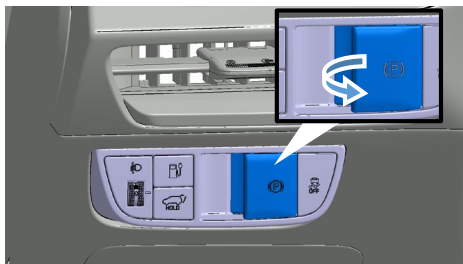


LACK OF ENGINE NOISE DOES NOT MEAN VEHICLE IS OFF: SILENT MOVEMENT OR INSTANT RESTART CAPABILITY EXISTS UNTIL VEHICLE IS FULLY SHUT DOWN.



2. Immobilisation / stabilisation / lifting

Immobilization:

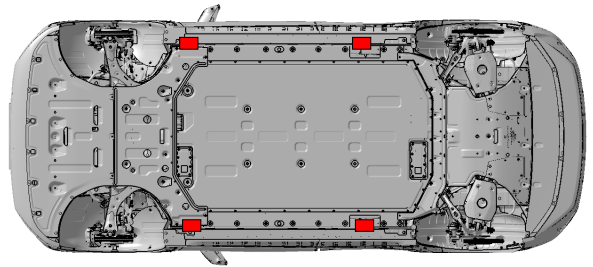


1. Chock the wheels and pull the switch to set the parking brake.



2. For automatic transmission vehicles, shift into park (P) gear.

Lifting points under the vehicle:



3. Disable direct hazards / safety regulations



IN CASE OF AN ACCIDENT, WHERE AIRBAGS AND SEATBELT PRETENSIONER WERE ACTIVATED, THE HV-SYSTEM SWITCH'S OFF AUTOMATICALLY. FOR ALL OTHER CASES USE THE DISABLING METHODS BELOW



HV-battery:




Access:



Pull the release lever



Raise the hood



Open cover of the fuse box in the engine compartment

Pull up the yellow lever in the high voltage cut-off switch



12V Battery:




Access: →



Pull the release lever

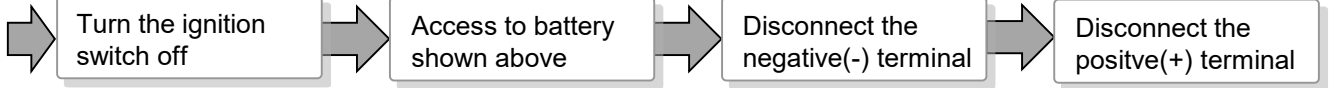


Raise the hood



Battery in the engine compartment

Disabling:




4. Access to the occupants

Steering column adjustment:



Door handle:




When the door outer handle doesn't pop-out, push the front side inwards.

Seat adjustment:



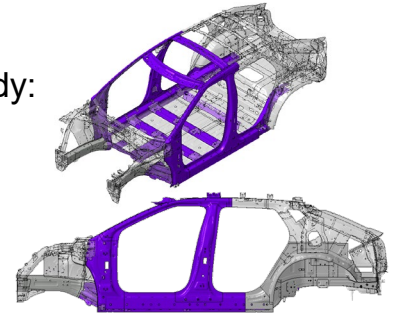
MANUAL

Glass:



1. Laminated
2. Tempered/ Laminated (OPT)
3. Tempered
4. Tempered

Vehicle body:



Hardened Steel: 100k↑

5. Stored energy / liquids / gases / solids

		12V							
		523V 697V	<table border="1"> <tr> <td>R-134a</td> <td>R-1234yf</td> </tr> <tr> <td>800g</td> <td>750g</td> </tr> <tr> <td>900g</td> <td>850g</td> </tr> </table>	R-134a	R-1234yf	800g	750g	900g	850g
R-134a	R-1234yf								
800g	750g								
900g	850g								



WHEN COOLANT LEAKS FROM THE BATTERY PACK, IT CAN BECOME UNSTABLE WITH RISK OF THERMAL RUNAWAY. CHECK BATTERY PACK TEMPERATURE WITH THERMAL IMAGING CAMERA



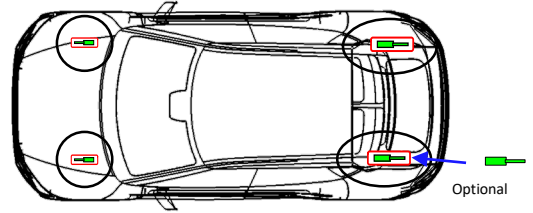
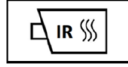
6. In case of fire



Use large amount of water



BATTERY RE-IGNITION!



Gas strut!



Risk of missile effect of hood and tailgate.

7. In case of submersion

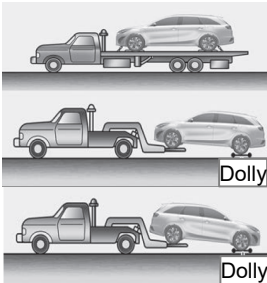


Do not touch any of the high-voltage components or cables including the high voltage cut-off switch, as doing so poses an electrocution hazard. Work on the vehicle only after the vehicle has been pulled out of the water.



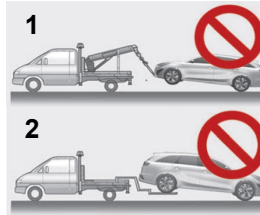
8. Towing / transportation / storage

OK



Notice: The use of wheel dollies or flatbed is recommended. Use a wheel lift or flatbed equipment.

Not OK



Notice : Do not tow with sling-type equipment (1). Do not tow the vehicle with the front wheels on the ground as this may cause damage to the vehicle (2).



10. Explanation of pictograms used

	Electric Vehicle		Warning, Electricity		Bonnet
	General warning sign		Air-conditioning component		Boot
	Corrosives		Hazardous to the human health		Flammable
	Explosive		Acute toxicity		Environmental hazard
	Use thermal Infrared camera		Use water to extinguish the fire		Warning; low temperature