

Kia EV9



Movement that inspires

Here to reshape
the way we move.

Kia EV9



Exterior

The dynamic shape of change.

The boldly sculpted Kia EV9 brings the full force of EV technology to the world of SUVs.

An upright windshield and large windows brighten the EV9 interior. The striking rear lights and side cladding tastefully blend into a smooth, muscular body, from the shoulders to the front wheel flares. The side character lines trail off upward, hinting at a world forever changed in the EV9's wake.



LED Lighting (Small Cube Projection)



LED Rear Lighting

Interior



Quality time meets quality space.

Starting with a flat floor and a broad-shouldered frame, the Kia EV9 designers enjoyed more freedom to rethink how seats, people and cargo all fit into the equation. The overall feeling in the three-row interior is spacious and serene, with convenient front and rear occupant access to the latest technology.



Stay connected with the road and world around you.

The panoramic instrument display organises driver information into a wide, clear horizontal band. The intuitively laid out touchscreen lets you quickly navigate between data, settings or entertainment choices. Experience innovative and optimised climate control, with vehicle controls conveniently accessible at your fingertips.




Column-Type Shift-By-Wire (SBW)



Wireless Charging Pad



12.3" Integrated Panoramic Display



14-Speaker Meridian®
Premium Sound System



9.6" Digital Centre Mirror




Digital Side Mirrors



Back on the road before you know it.

The EV9 is a highly advanced EV, with an in-built 400V & 800V charging architecture, allowing it to receive from any normal to ultra-fast charging outlets.



Electric-Global Modular
Platform (E-GMP)



DC Fast Charging Capability



V2L (Vehicle-to-Load) Out

Safety



Rear Cross-Traffic Collision-Avoidance Assist (RCCA)

Watchful eyes for all-around protection.

Kia pursues the occupant and pedestrian safety by applying the latest Advanced Driver Assistance System (ADAS) technologies to help keep you alert, safe and in control.



Rear Occupant Alert (ROA)



Parking Collision-Avoidance Assist (PCA)



Blind-Spot View Monitor (BVM)



Remote Smart Parking Assist (RSPA 2)



Forward Collision-Avoidance Assist (FCA)



Safe Exit Assist (SEA)

*Available on selected units only

Exterior Colours

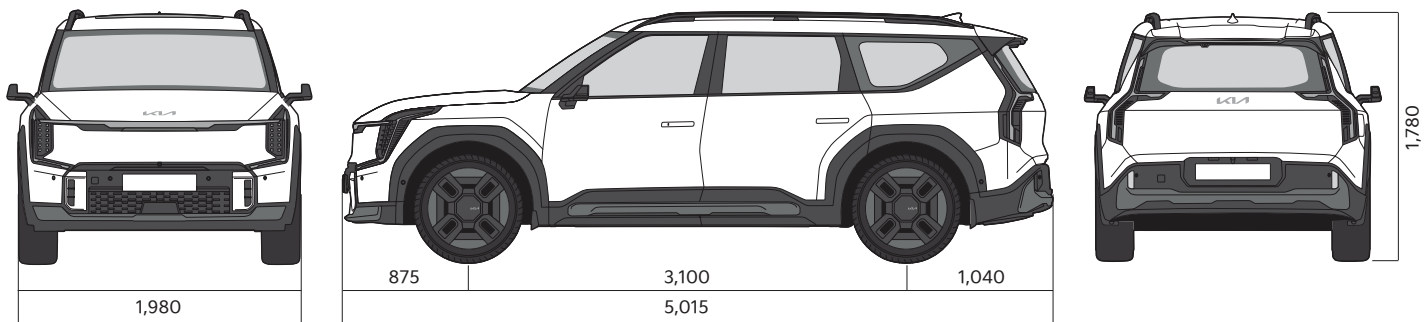


Interior Colour



Brown & Black Leatherette

Dimensions (mm)



Specifications

Variant			GT-Line (7-seater)		GT-Line (6-seater)	
POWERTRAIN						
Drivetrain					AWD	
Transmission					e-Shift	
ELECTRIC MOTOR						
System Type					EV	
Motor Type					Permanent Magnet Synchronous Motor (PMSM)	
BATTERY PACK						
Battery Type					Lithium-Ion	
Battery Energy			kWh		99,8	
Charging Rate		AC	kW		11 kW - 10 hr 30 min	
		DC	kW		350kW - 24 min (10% - 80%)	
Charging Cable Type			AC (Normal)		Type 2	
			DC (Rapid)		CCS2	
PERFORMANCE						
System Combined Power			Hp		380	
System Combined Torque			Nm		700	
Top Speed			km/h		200	
Driving Range (Estimated)			km		505	
CHASSIS						
Braking System Type			Front		Ventilated Disc	
			Rear		Ventilated Disc	
Suspension Type			Front		MacPherson Struts	
			Rear		Multi-Link	
Steering Type					Motor Driven (R-MDPS)	
Wheels			Wheel Type		Alloy	
			Wheel Size		21"	
			Wheel Tyre Size		285 / 45 / R21	
Spare Wheel			Spare Wheel Type		Repair Kit	
DIMENSIONS						
Overall Length			mm		5,015	
Overall Width			mm		1,980	
Overall Height			mm		1,780	
Wheelbase			mm		3,100	
Ground Clearance			mm		177	
Curb Weight			kg		2,648	2,674
EXTERIOR						
Headlamps					LED (Small Cube Projection)	
Headlamps On/Off Function					Auto	
Headlamps Leveling					Auto	
Daytime Running Lights					LED	
Rear Combination Lamps					LED	
Rear Fog Lights					LED	
Windshield Wipers			Type		Variable Intermittent	
			Rain sensing		●	
Door Entry					Smart Keyless	
Outer Rearview Mirror					Camera	
Sunroof					●	
Tailgate					Smart Powered	
Parking Sensors					Front, Rear & Sides	
INTERIOR						
Start / Stop Button					●	
Parking Brake					Electronic Parking Brake	
Inner Rearview Mirror					Full Display (Camera type)	
Instrument Cluster					12.3"	
Power Windows with Anti-Pinch/Jam					Front & Rear	
Steering Wheel Adjustment					Electric Tilt & Telescopic	
Drive Mode Switch					●	
Sunvisors					Sliding & Light	
COMFORT AND CONVENIENCE						
Steering Wheel Switches					Audio, Bluetooth®, Voice Recognition	
Cruise Control					●	
Paddle Shifters					●	
Heads-up Display (HUD)					●	
Air-Conditioning					Dual-zone Auto	
Rear Air-Conditioning					Single-zone Auto with 3rd Row Vents	
12V Power Socket					x 2	
USB Ports			Front		x 2	
			2nd Row		x 2	
Wireless Charger					●	
Seat Back Pockets					Driver & Passenger	

Variant		GT-Line (7-seater)	GT-Line (6-seater)
SEATS			
Seating Capacity		7	6
Front Seats	Driver Adjustment	Powered with Premium Relaxion & Massage Function	
	Passenger Adjustment	Powered with Premium Relaxion	
	Lumbar Adjustment	4-way (Driver) + 2-way (Passenger)	
	Memory Function	Driver	
	Ventilation	Front & Rear (2nd Row)	
	Heated	Front & Rear (2nd Row)	
Rear Seats	2nd Row	60:40 Split-fold	Individual Relaxion Seats x2
	3rd Row	50:50 Split-fold	
Seat Material		Leatherette	
INFOTAINMENT			
Infotainment Display Size		12.3"	
AM / FM Tuner		●	
Bluetooth® Hands-Free Phone & Audio		●	
Apple CarPlay® & Android Auto™ Function **		●	
Speakers		x 14	
Audio System		Meridian®	
Surround View Monitor (SVM)		●	
ADVANCED TECHNOLOGIES			
Tyre Pressure Monitoring System (TPMS)		●	
Remote Smart Parking Assist (RSPA 2)		*Available on selected units only	
Vehicle to Load (V2L)		●	
SAFETY			
SRS Airbags	Front (Driver & Passenger)	●	
	Side	●	
	Curtain	●	
	Centre Side	●	
Anti-Lock Braking System (ABS)		with Multi-Collision Braking	
Electronic Brake-Force Distribution (EBD)		●	
Brake Assist (BA)		●	
Electronic Stability Control (ESC)		●	
Traction Control System (TCS)		●	
Hill-start Assist Control (HAC)		●	
Auto Hold Function		●	
Door Lock		Auto	
Seat Belt Warning	Front	●	
	Rear	●	
Rear Occupant Alert (ROA)		●	
Safe Exit Assist (SEA)		●	
Child Restraint Anchor Points (ISOFIX)		2nd & 3rd Row	
Child Lock		Auto	
Immobilizer		with Anti-theft	
ADVANCED SAFETY TECHNOLOGIES			
High Beam Assist (HBA)		●	
Parking Collision-Avoidance Assist (PCA)		●	
Blind-Spot Collision-Avoidance Assist (BCA)		●	
Rear Cross-Traffic Collision-Avoidance Assist (RCCA)		●	
Blind-Spot View Monitor (BVM)		●	
Lane Keeping Assist (LKA)		●	
Driver Attention Warning (DAW)		●	
Forward Collision-Avoidance Assist (FCA2)	Forward Collision-Avoidance Assist (FCA)	●	
	Junction Turning (JT)	●	
	Junction Crossing (JX)	●	
	Lane-Change Oncoming (LCO)	●	
	Direct Oncoming (DO)	●	
	Lane-Change Side (LCS)	●	
	Driver Steering Assist (DSA)	●	
	Auto Evasive Steering Assist (ESA)	●	
Lane Following Assist (LFA2)		●	
Smart Cruise Control (SCC)		Stop & Go	

Movement that inspires

241225EV9V1

At Kia, we believe movement inspires ideas. Great ideas come to you when you're on the move, whether you're walking, travelling on a train or driving. It's why we create the spaces and the time you need to bring ideas to life.

※ All information, illustrations and specifications are accurate at the time of printing.

Kia Sales Malaysia Sdn Bhd
10, Persiaran KLCC, Kuala Lumpur, 50088 Kuala Lumpur, Malaysia.

Website: www.kia.com/my
Kia Customer Support: 1300 88 0133
Email: customersupport@kia-my.com