

The all-new Sorento



Movement that inspires

The bold new look of practicality

Reach new heights of style and comfort. The all-new Sorento is an aesthetic triumph and a practical one. At the heart, it is a purposeful approach to detail and functionality that converges into one cohesive design, resulting in an exceptionally comfortable ride - perfect for you and your family.



LED projection headlights



19-inch alloy wheels



LED rear combination lamps

Next level style and sophistication

The attractive, upscale cabin introduces a sophisticated next-generation design, based around twin digital displays in the dashboard. The intuitively positioned large touchscreens and steering-wheel control make driving and accessing drive info easy and safe.



10.25-inch infotainment system

The 10.25-inch high-resolution infotainment system presents information for audio, rear view monitor and parking guidance.



12.3-inch TFT LCD supervision cluster

The supervision cluster intelligently presents speed, warnings, and important driving information.



Ambient mood lighting

Beautiful by day, the Sorento cabin grows even more captivating when night falls. The LED ambient lighting lets you create an atmosphere to suit your mood.



Seats with comfort in mind

Classy leatherette seats designed to offer optimum comfort and greater drive.



7-seater configuration



6-seater configuration

Comfortable drive everytime

The all-new Sorento is all about comfort and practicality. The roomy space and advanced convenience features provides great flexibility for all occasions and everyday usage.



8-way power adjustment seat

With 8-way power seat adjustment, getting into the right position for a comfortable ride is easier than ever!



Remote folding function (2nd row)

Enjoy the convenience of getting in and out in the third row with a simple touch of a button.



Captain seats

Available in the 6-seater variant, the captain seats with armrests provide more support and comfort with individual seating adjustments.



Flat fold function

Get even more cargo space with the second row and third row seats when folded. This is extremely handy when you need to transport large items.



Ample luggage space

Behind the third-row seats is a large cargo space enough for your short getaway or a long holiday.



Smart power tailgate

Simply stand behind the vehicle for three seconds while holding the smart key, and the tailgate will open automatically. You can even set the opening height to fit your preferences.

7-seater configuration



6-seater configuration



Stepping up in comfort and convenience

Making your everyday drive as easy as possible with advanced comfort and convenience features at your fingertips.



Apple CarPlay® & Android Auto™
Enjoy seamless connectivity with Apple CarPlay® & Android Auto™ whether it is listening to music or navigating to your destination.



Bose® premium sound system
Bose® 12-speakers premium audio systems delivers immersive sound and clarity for your listening enjoyment.



Head-up display
The head-up display projects trip information onto the windshield at your line of sight.



Tyre Pressure Monitoring System
The Tyre Pressure Monitoring System constantly monitor your tyre pressure and notifies the driver when the tyre pressure is low for a safer and optimum drive.



Surround View Monitor (SVM)
When maneuvering in confined spaces, multiple cameras give you a 360° overhead view around the vehicle, so you can steer and park with confidence.



Smartphone wireless charger
The charging pad in the front center console bin lets you charge compatible mobile phones wirelessly.



USB ports
Keep everyone charged up for adventure with the intuitively placed USB charge ports even for the 3rd row rear passengers.



3rd row air-conditioning
Comfort is now accessible for 3rd row seat passengers with the rear air-conditioning cooling off the hot days.

The right balance of power and finesse

Easy to maneuver and fun to drive, the all-new Sorento is available with a choice of spirited and efficient engines, while the transmissions give you precise control over shift points.

Smartstream 2.5L Petrol


177 Max. Power
Hp @ 6,000 rpm

232 Max. Torque
Nm @ 4,000 rpm

Smartstream 2.2L Turbo diesel

199 Max. Power
Hp @ 3,800 rpm

440 Max. Torque
Nm @ 1,750 - 2,750 rpm



Advanced AWD System*

The electronically controlled AWD system continuously monitors driving conditions and the driver’s intentions, while distributing torque accordingly to the front and rear axles. The system is optimally controlled with Terrain Mode (Sand/Mud/Snow) settings. The system also adds stability during cornering, helps eliminate unintended oversteer and understeer by reducing unwanted traction forces at the front and rear axles.



8-speed DCT*

Count on smooth shifts with the 8-speed Dual Clutch Transmission. It make gear changes quick and seamless, and help to maximize fuel efficiency.



Paddle Shifters*

Choose your own shift points without taking your hands from the steering wheel.

Drive mode

Switch between ‘Drive’ and ‘Terrain’ modes with the simple push of a button. Turn the knob to select the mode that suits you best: COMFORT for everyday driving, ECO for optimal fuel efficiency, SPORT for quicker acceleration, or SMART which automatic adjust based on your driving pattern.

Multi-Terrain Control*

On challenging surfaces, SNOW, MUD and SAND modes ensure optimal tire traction over different road conditions.



SNOW mode

Select the Multi-Terrain Control’s SNOW mode and the advanced AWD system employs variable power delivery to the rear wheels to optimize tyre traction on slippery snow-covered roads.



MUD mode

Enjoy maximum traction even on muddy roads with electronically controlled torque distribution among the four wheels. Upon sensing individual wheel slip, the system automatically compensates by increasing torque to the wheels with greater traction.




SAND mode

The system automatically adjusts the power distribution ratio between the front and rear axles and will automatically allocate the correct amount of torque and/or braking power to individual wheels to ensure optimum grip on sand-covered surface.

*Available only on selected variants.

Innovative safety technologies for your journey

The all-new Sorento offers a wide array of class-leading advanced safety features to keep you and your passengers protected and secured.



Safe Exit Assist (SEA)

Before your passenger exit, standard Safe Exit Assist can scan for oncoming hazard, sounding an alert and preventing the door from open to help avoid danger.



Rear Occupant Alert (ROA)

This standard feature can sound an alert to remind of rear seat occupants when exiting the vehicle.



Blind-Spot View Monitor (BVM)

Projects live video view of adjacent lanes in the instrument cluster when activated via the turn signal.



Multi Collision Braking (MCB)

The Multi Collision Braking (MCB) system engages automatic braking when an airbag is deployed during a primary collision to help mitigate a secondary collision.



High Beam Assist (HBA)

When High Beam Assist (HBA) detects headlights of oncoming cars, taillights in front of the Sorento or there is enough ambient lighting, it will automatically turn off to prevent blinding other drivers. It will also automatically turn on in low ambient lighting.



Forward Collision-Avoidance Assist (FCA) with Junction Turning

FCA with Junction Turning uses sensors and cameras to scan the road ahead for hazards, alerting the driver and even applying the brakes to help prevent a collision when a hazard is detected, even when turning through an intersection.



Lane Keeping Assist (LKA)

Provide audio & visual alerts if you indicate into a lane that has an adjacent vehicle to get you back to the right place.



Blind-Spot Collision-Avoidance Assist (BCA)

The system helps prevent or reduce the risk of collision with vehicles in the adjacent lane or coming from behind when the driver switches lanes through audio-visual alerts and steering feedback.



Rear Cross-Traffic Collision-Avoidance Assist (RCCA)

Rear corner radars detect the presence of cross traffic, from the right or left, in the lane the Sorento is backing into. If a vehicle is detected, the system will alert the driver.



Lane Following Assist (LFA)

To help you stay in the center of your lane, LFA identifies the lane's boundaries using the front view camera. If it senses that you are moving out of the lane, it automatically steers the vehicle to keep it centered between the lines.

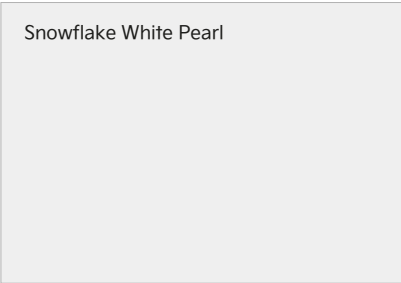
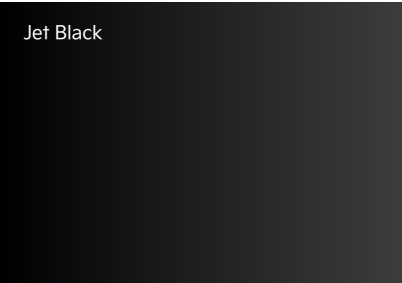





Smart Cruise Control (SCC)

With a simple touch of a button, SCC will maintain the driver's selected speed. Using the front view camera and front radar, the system allows the vehicle to automatically maintain a safe following distance, reduce speed, and even come to a complete stop and start again, if necessary.

Exterior colours

7 / 6-Seater



Interior colour

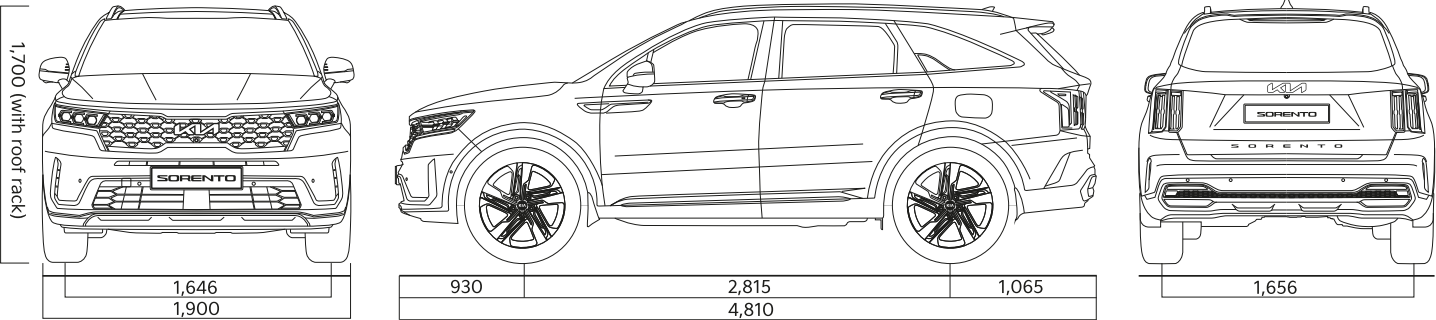
7-Seater



6-Seater



Dimensions



*5 years manufacturer warranty and 5 years free scheduled maintenance, for first 100,000km or whichever comes first. Terms and conditions apply. **Android Auto™ will be available upon official launch of service in Malaysia. All images shown are for illustration purposes only. Colours and specifications shown may vary from the actual vehicles. Specifications may subject to change without prior notice.

5

YEARS WARRANTY

5

YEARS FREE MAINTENANCE

including labour, parts and lubricants*

SUPPORTED BY

BERMAZ AUTO

B*Aut*

BERMAZ AUTO BERHAD

Kia Sorento Specifications

Variant		2.5 7-seater	2.5 6-seater AWD	2.2D 6-seater AWD
POWERTRAIN				
Engine Type		Smartstream 2.5L MPI, 4 Inline Cylinders, DOHC (G4KM)		Smartstream 2.2L Turbo, CRDi, 4 Inline Cylinders, DOHC (D4HE)
Engine Capacity		2,497		2,151
Maximum Power		177 / 6,000		199 / 3,800
Maximum Torque		232 / 4,000		440 / 1,750 - 2,750
Compression Ratio		10.5 : 1		16.0 : 1
Bore x Stroke		88.5 x 101.5		83.0 x 99.4
Drivetrain		2WD		AWD
Transmission		6-Speed Automatic		8-Speed DCT
Fuel Type		Petrol		Diesel
Recommended Fuel		RON 95		Euro 5 (B7)
Fuel System		Multi Port Injection (MPI)		Common Rail Direct Injection (CRDi)
Fuel Tank Capacity		Litre		67
CHASSIS				
Brake Type				Front: Ventilated Disc / Rear: Ventilated Disc
Suspension Type				Front: MacPherson Struts / Rear: Multi-Link
Steering Type				Motor Driven Power Steering (MDPS)
Wheel Type				Alloy
Wheel Size		18" x 7.5J	19" x 7.5J	
Tyre Size		235 / 60 R18	235 / 55 R19	
Wheel Type (Spare)				Temporary
DIMENSIONS				
Overall Length				4,810
Overall Width				1,900
Overall Height		1,695	1,700	
Wheelbase				2,815
Ground Clearance				176
Curb Weight		1,719	1,771	1,856
EXTERIOR				
Front Headlights				Dual LED Projector
Front Headlights On / Off Function				Auto
Front Headlights Leveling				Manual
Daytime Running Lights				LED
Rear Combination Taillights				LED
Front Fog Lights				LED
Rear Fog Light				LED
Windshield Wipers		Rain Sensing Intermittent Function	Variable	
Rear Wiper / Washer				•
Smart Keyless Entry				•
Outer Rearview Mirrors		with Power Adjustable & Power Folding with Turn Indicators & Heated Function	•	
Smart Power Tailgate				•
Parking Sensors				Front & Rear
Roof Rails				•
INTERIOR				
Engine Start / Stop Button				•
Electronic Parking Brake (EPB)				•
Steering Wheel Mounted Switches		Audio Control & Bluetooth® Hands-Free	•	
Cruise Control				•
Rear View Mirror				with Auto-Dimming
Instrument Cluster		4.2" Instrument Cluster	12.3" Digital Instrument Cluster	
One Touch (Up and Down) Power Window with Anti-Pinch				All Windows
Heads-Up Display				•
Steering Wheel Material				Leather
Steering Wheel Adjustment				Tilt & Telescopic
Paddle Shifters				•
Drive Mode Selection Switch		•	• (with Terrain Mode)	
Front Air-Conditioning				Dual-Zone Auto
Rear Air-Conditioning				• (2nd Row Vents & 3rd Row with Manual Control)
Wireless Charger				•
12-Volt Power Outlets				•
Interior Lighting		Map Lights Cabin Light Cargo Area Light	• (Mood Lighting)	
Center Console Armrest with Covered Storage Bin				•
Seatback Pockets				•
Survivor with Vanity Mirror				Driver & Passenger
Rear Sunshade				•
SEATS				
Seating Capacity		7	6	
Front Seats		Driver Front Passenger	8-Way Power Adjustment, with 2-Way Lumbar Adjustment	
Rear Seats		2nd Row 3rd Row	8-Way Power Adjustment 50:50 Separated Seats, with Remote Folding	
Seat Material		Fabric	Leatherette	
INFOTAINMENT				
Infotainment System with Voice Recognition				10.25" Capacitive Touch-Screen
Apple CarPlay® & Android Auto™ Function**				•
AM / FM Tuner				•
Bluetooth® Hands-Free Phone and Audio Capability				•
Audio Speakers		x 6	x 12	
Speaker Technology		Standard	Bose®	
USB Ports				x 6
Surround View Monitor (SVM)		Reverse Camera	•	
SAFETY				
SRS Airbags		Front (Driver & Passenger) Side (Front) Curtain (Front & Rear)	•	
Anti-Lock Braking System (ABS)				•
Electronic Brake-Force Distribution (EBD)				•
Brake Assist (BA)				•
Electronic Stability Control (ESC)				•
Traction Control System (TCS)				•
Multi-Collision Brake Control (MCB)				•
Hill-Start Assist Control (HAC)				•
Auto Hold Function				•
Auto Door Lock				• (with Auto Child Lock)
Rear Occupant Alert (ROA)				•
ISOFIX Child Restraint Anchor Points and Top Tethers				•
Engine-Immobilizer				•
ADVANCED SAFETY TECHNOLOGIES				
High Beam Assist (HBA)				•
Blind-Spot Collision-Avoidance Assist (BCA)				•
Blind-Spot View Monitor (BVM)				•
Rear Cross-Traffic Collision-Avoidance Assist (RCCA)				•
Lane Keeping Assist (LKA)				• (Line & Road)
Driver Attention Warning (DAW)				•
Forward Collision-Avoidance Assist (FCA)				• (with Junction Turning)
Lane Following Assist (LFA)				•
Smart Cruise Control (SCC)				with Stop & Go

Prima Maju Auto / Dinamikjaya Motors

20012023V9

Importer : Prima Maju Auto Sdn Bhd (202101010112) (1410411-X)

Sole Distributor : Dinamikjaya Motors Sdn Bhd (202001014214) (1370534-A)

No.1, Jalan Pelukis, U1/46, Temasya Industrial Park, Seksyen U1,
40150 Shah Alam Selangor, Malaysia.

Website: www.kia.com/my

FB: Kia Malaysia

Kia Customer Support: 03-7627 3222



Movement that inspires

Download the
E-brochure by
scanning the
QR code:

