


Kia maintains uniform prices and terms nationwide to earn customers' trust.

Differences between information in the brochures and products sold may occur due to discrepancies with the printing date of brochures. Specifications may change due to suppliers' circumstances. Photographs may depict optional features. Please refer to the latest price list and contact a sales representative to make a purchase.

- Colors depicted in photographs may differ from the actual colors due to printing limitations.
- Navigation functions and information displayed may vary depending on when the navigation system was updated.
- Caution: For safe driving, please read the user manual before the initial use of the vehicle.
- Please recycle this booklet to protect the environment.
- Customer service center: 080-200-2000

01/02
2026
Date of publication



This PDF file is for reference only.
Differences with actual models sold may occur due to discrepancies with the time of printing. Please refer to the latest monthly price list and consult a sales representative to make a purchase.



Sorento



The Mainstream

The 2026 Sorento

You shape worldviews with your unwavering conviction and adventurous spirit,
You are the mainstream.





Exterior

Building on the heritage and powerful presence of Kia's flagship SUV, the headlamps, radiator grille, rear lamps, rear bumper, and wheels have been remodeled to reinforce the vehicle's bold look.



Interstellar Gray (AGT) / Specifications may vary according to the trim, engine, and options that are selected.

Sorento X-Line

With an exclusively designed radiator grille and black alloy wheels, voluminous X-Line-only leather seats, and glossy black or dark gunmetal finishes on key exterior features, Sorento X-Line projects a powerful, commanding look.



Radiator Grille & Black Emblem Exclusive to X-Line



20" Black Alloy Wheels Exclusive to X-Line (Gasoline/Diesel)



19" Black Alloy Wheels Exclusive to X-Line (Hybrid)



Sorento Hybrid X-Line _ Volcanic Sand Brown (BN4)

Sorento Gasoline X-Line _ Aurora Black Pearl (ABP)

Specifications may vary according to the trim, engine, and options that are selected.



Panoramic curved display

A curved display integrates a 12.3" cluster and 12.3" navigation for greater convenience and sophistication. A unified design improves the visual integration of the cluster and navigation and reinforces the user-friendliness of the screen layout.

Interior

Ambient light and elegant patterns on seat upholstery create a magnificent ambiance that complements the simple, uncluttered interior that centers around the curved display.

Suede upholstery

The use of black suede on the headliner, sun visors, and A/B pillars adds to the refinement of the interior.

Ambient light

Premium insert film and three-dimensional lighting patterns create dramatic ambient light effects in diverse colors.





1st-row Relaxation Comfort seats

Driver and passenger Relaxation Comfort seats allow occupants to relax in a weightless position.

Space

An Ergo Motion Driver's Seat and smart position control optimize seating comfort by taking into consideration the driver's body shape and driving patterns. The cabin offers ample space to work, relax, watch videos, or listen to music in total comfort.

Ergo Motion Driver's Seat

Adjustable air pockets optimize seating comfort and include a stretching function. Lateral support is automatically optimized to match the vehicle speed and driving mode that is selected.

Wing-out headrests

Wing-out headrests in the 2nd row of the 6-seater model not only enhance the interior's premium feel but also provide support for the heads of 2nd-row passengers for unwavering comfort.



Olive Brown interior / Specifications may vary according to the trim, engine, and options that are selected.

Convenience

Tailored to both individual and family lifestyles, advanced convenience features make Sorento's carefree lifestyle a reality for driving around town or for pursuing interests such as traveling, camping, or surfing.



Digital rear view mirror
Camera and digital mirror functions are combined to provide a safe rear view even under difficult circumstances.

2. Built-in camera 2
High-resolution cameras in the front and rear provide outstanding daytime and nighttime image quality while enabling video and audio recording and storage. Large external memory card capabilities and Kia Connect connectivity offer access to diverse services such as event notifications and recording and storage of information such as GPS vehicle location that helps to stay on top of situations.

1. Fingerprint authentication system
Fingerprint authentication and Kia Connect make it possible to unlock the doors and start the engine without a physical key. Fingerprint authentication makes it easier to personalize user profiles, disengage Valet Mode, and use In-car Payment.

2. Built-in camera 2
The high-resolution front and rear cameras produce superior video quality day and night, and offer a range of features including audio recording, a large external memory, OTA functionality, and driving information storage and playback (linked to the map). Kia App transmits impact-detected footage while parked, and provides information on the built-in camera's status.

3. Head-Up Display
A 10" high-definition head-up display shows key driving information using a visual theme that is consistent with the theme of the cluster and navigation.



Specifications may vary according to the trim, engine, and options that are selected.



Kia Digital Key 2

Without a smart key, users can lock and unlock door and start the engine with an iPhone, Apple Watch or Android smartphone, and this function can be shared with up to 15 devices.

※ Refer to the official Kia Connect website for supported devices.

※ At present, the Apple Watch is the only supported smart watch model.

Surround View Monitor

Displays the vehicle's surroundings in real-time to assist in safe parking.

Power tilt & telescopic steering wheel*

This premium electronic feature adjusts the steering wheel position precisely and conveniently. It can also store the steering wheel position in the driver's smart position control system for added convenience.

Smart power tailgate (with Away Close function)*

Facilitates the loading of luggage by opening the tailgate automatically when standing behind the vehicle for a few seconds with the smart key. Auto Close shuts the tailgate automatically once one walks away with the smart key.

*A virtual image has been used to help viewers' understanding. / Specifications may vary according to the trim, engine, and options that are selected.



10-airbag system*

1st-row advanced, 1st-row side, 1st-row center side, 2nd-row side, and curtain airbags offer passengers greater protection in the event of an accident.

Safety

A broader range of safety technologies tailored to users who enjoy long-distance travel and multiple activities has been applied. Challenging parking and driving situations can be handled masterfully while a 10-airbag system ensures the safety of all passengers.

Reverse guide lamp

Guiding lights are projected on the road surface in the back while moving in reverse to show pedestrians and vehicles crossing in the back the path of movement of the vehicle.



Multi-Collision Braking system*

Automatic braking is activated to prevent secondary collisions when airbags are deployed due to a frontal or lateral collision.



Steering Wheel Grip Detection

A sensor on the steering wheel detects the driver's hands through electrical signals, ensuring safe, comfortable driving.

Steering Wheel Vibration Warning

This intelligent safety technology utilizes steering wheel vibrations to alert the driver of potential collisions with a vehicle ahead or behind on either side, or if the car is about to drift out of its lane.



*A virtual image has been used to help viewers' understanding. / Specifications may vary according to the trim, engine, and options that are selected.



Performance

Sorento's uniquely dynamic and smooth drive comes with outstanding fuel economy.
Its silent ride and exceptionally stable handling will be a constant reminder of the vehicle's genuine value.



Navigation-based Smart Cruise Control

Helps to maintain a safe speed according to road conditions while driving on an expressway or highway. Automatically reduces speed before entering entrances/exits, safety zones, and curved sections of expressways and highways. Resumes acceleration to preset levels thereafter.

ADAS

Kia’s advanced driver assistance systems use cutting-edge technology to protect drivers on regular roads as well as highways. They also help to mitigate diverse risks in parking situations.

Highway Driving Assist 2

Helps to maintain a preset speed and a safe distance from vehicles in front while cruising on an expressway or highway. Helps to keep the center of the lane even on curved roads. Steers the car away from adjacent vehicles that come dangerously close without overrunning the lane. Automatically changes lanes if the driver is traveling above the minimum required speed and activates the turn signal while holding on to the steering wheel.

Forward Collision-avoidance Assist

Monitors the surroundings while driving and alerts the driver if there is a danger of a collision. Helps to brake the car automatically if the vehicle in front stops abruptly or if the risk of colliding with a car, pedestrian, or cyclist in front continues to increase even after sounding an alarm. Helps to brake the car automatically if there is a risk of colliding with a vehicle approaching from the left or right while crossing an intersection or with an oncoming vehicle in the opposite lane while making a left turn in an intersection with the turn signal activated. Helps to steer the car automatically if there is a risk of colliding with a vehicle approaching from the opposite side or with a vehicle, pedestrian, or cyclist on the edge of the road. In addition, it brakes the car automatically if there is a risk of colliding with an oncoming vehicle in the opposite lane or with a vehicle in the front or back in an adjacent lane while making a lane change.





Reverse Parking Collision-avoidance Assist

Alerts the driver if there is a risk of colliding with a pedestrian or an object in the back while pulling out in reverse. Brakes the car automatically to prevent an accident if the risk of colliding increases even after sounding an alarm.



Remote Smart Parking Assist

Allows the driver to move the car forward or backward from the outside using the remote control function on the smart key.



Lane Keeping Assist 2

Ensures that the car stays centered within the lane by using a steering angle control method, providing better lane keeping assist performance compared to the first-generation torque control method.



Blind-spot Collision-avoidance Assist (BCA)

Alerts the driver if there is a risk of colliding with a vehicle in the back in an adjacent lane when the turn signal is activated to make a lane change. Also helps to brake the car automatically if there is a risk of colliding with a vehicle approaching from the back in an adjacent lane when steering onto the road after parallel parking.



Parking Collision-avoidance Assist - Forward/Side/Reverse

Alerts the driver about nearby objects while traveling at low speeds to help prevent accidents.



Rear Cross-traffic Collision-avoidance Assist

Alerts the driver if a car is approaching from the left or right while pulling out in reverse. Helps to brake the car automatically if the risk of colliding increases even after sounding an alarm.

Line up

From hybrids to gasoline and diesel models, Sorento offers a broad lineup that perfectly matches today's tastes and lifestyles.



Volcanic Sand Brown (BN4)

Sorento Hybrid

235

System Max. power
ps (Gasoline engine : 180ps, Electric motor : 47.7kW)

37.4

System Max. torque
kgf·m (Gasoline engine : 27.0kgf·m, Electric motor : 264Nm)



Snow White Pearl (SWP)

Sorento gasoline

281

Max. power
ps (5,800rpm)

43.0

Max. torque
kgf·m (1,700 ~ 4,000rpm)



Interstellar Gray (AGT)

Sorento Diesel

194

Max. power
ps (3,800rpm)

45.0

Max. torque
kgf·m (1,750 ~ 2,750rpm)

Specifications may vary according to the trim, engine, and options that are selected.

Equipment

• Diesel/gasoline models only



18" machined finish wheels 20" machined finish wheels 20" black alloy wheels (X-Line only)

• Hybrid models only



17" machined finish wheels 18" black alloy wheels (X-Line only) 18" black alloy wheels (X-Line only) 19" machined finish wheels (Signature only) 19" black alloy wheels (X-Line only)



Radiator grille



LED headlamp



LED projection headlamps



2nd row soundproof glass



Standard rear combination lamp



LED rear combination lamp




Supervision cluster (4.2" color TFT LCD)



Supervision cluster (12.3" full-size color TFT LCD)

Exterior colors




Snow White Pearl (SWP)




Volcanic Sand Brown (BN4)



Cityscape Green (CGE)



Interstellar Gray (AGT)



Aurora Black Pearl (ABP)



Premium steering wheel



KRELL premium sound (12 speakers, external amplifier)



Metal pedals



Metal door scuff



2nd row window manual sunshade curtain



2nd row one-touch walk-in



1st row heated & ventilated seats*



Driver position memory system



3rd row air conditioning system



USB Type-C port (2nd and 3rd row: 2 ports each)

* A virtual image has been used to help viewers' understanding. / Specifications may vary according to the trim, engine, and options that are selected.

Seats

5-seater



5-seater



6-seater



7-seater




Specifications may vary according to the trim, engine, and options that are selected.

Interior colors



※ Leather upholstery uses a combination of genuine and synthetic leather.




Specifications may vary according to the trim, engine, and options that are selected.

Kia Genuine Accessories

• Optional features for new vehicles

Luggage package



Metal transverse trim



Tailgate lamp



Luggage net



Luggage screen

Suspension package



Monotube shock absorbers



Red springs



Side step



Built-in air purifier

Trailer package



Towing hitch



Crossbars



C to USB-A Conversion Gender*




SD Card Exclusively for Built-In Cam 2 (128GB)

※ Exclusive Kia Shop products can be purchased using Kia Members points through the Kia Shop(shop.kia.com).

※ * This conversion gender is only available for Kia products, and is not available for other products and car brands.

Specifications



				Model	Driving system	Tires	Unladen weight (kg)	Transmission	Class	Combined CO ₂ emissions (g/km)	Government-reported fuel efficiency (km/ℓ)				
			City								Highway	Combined			
Overall length (mm)	4,815	4,815	4,815	2.2 Diesel	2WD	18"	1,815(5-seater)	8DCT	2	132	12.7	17.0	14.3		
						18"	1,845(6-seater) / 1,855(7-seater)	8DCT	2	137	12.3	16.7	13.9		
Overall width (mm)	1,900	1,900	1,900			18"(built-in cam)	1,815(5-seater)	8DCT	2	135	12.4	16.8	14.0		
						18"(built-in cam)	1,845(6-seater) / 1,855(7-seater)	8DCT	3	139	12.1	16.5	13.7		
Overall height (mm)	1,695(1,700)	1,695(1,700)	1,695(1,700)			20"	1,835(5-seater) / 1,870(6-seater) / 1,880(7-seater)	8DCT	3	144	11.7	15.8	13.2		
						18"	1,880(5-seater) / 1,905(6-seater) / 1,925(7-seater)	8DCT	3	143	11.8	15.8	13.3		
Wheelbase (mm)	2,815	2,815	2,815			4WD	18"(built-in cam)	1,875(5-seater) / 1,905(6-seater) / 1,925(7-seater)	8DCT	3	146	11.5	15.6	13.1	
							20"	1,895(5-seater) / 1,925(6-seater) / 1,945(7-seater)	8DCT	3	152	11.4	14.6	12.6	
Wheel tread front (mm)	1,646(18") / 1,637(20")	1,646(18") / 1,637(20")	1,651(17") / 1,646(18") / 1,646(19")	2.5 Gasoline Turbo	2WD	18"	1,760(5-seater) / 1,805(6-seater) / 1,815(7-seater)	8DCT	4	156	9.4	13.0	10.8		
						18"(built-in cam)	1,760(5-seater) / 1,805(6-seater) / 1,815(7-seater)	8DCT	4	158	9.3	12.8	10.6		
Wheel tread rear (mm)	1,656(18") / 1,647(20")	1,656(18") / 1,647(20")	1,661(17") / 1,656(18") / 1,656(19")			20"	1,780(5-seater) / 1,825(6-seater) / 1,835(7-seater)	8DCT	4	166	9.0	11.8	10.1		
						18"	1,825(5-seater)	8DCT	4	170	8.8	11.8	9.9		
Displacement (cc)	2,151	2,497	1,598			4WD	18"	1,865(6-seater) / 1,875(7-seater)	8DCT	4	172	8.7	11.7	9.8	
							20"	1,845(5-seater) / 1,885(6-seater) / 1,895(7-seater)	8DCT	5	182	8.3	10.8	9.3	
Max. power (ps/rpm)	194 / 3,800	281 / 5,800	180 / 5,500 477 kW (electric motor)			1.6 Turbo Hybrid	2WD	17"	1,820(5-seater)	6AT	2	102	16.6	14.6	15.7
								17"	1,850(6-seater) / 1,860(7-seater)	6AT	2	109	15.2	14.3	14.8
Max. torque (kgf.m/rpm)	45.0 / 1,750~2,750	43.0 / 1,700~4,000	27.0 / 1,500~4,500 264 Nm (electric motor)	17"(built-in cam)	1,820(5-seater)			6AT	2	105	15.8	14.7	15.3		
				18"	1,835(5-seater)			6AT	2	102	16.6	14.6	15.7		
Max. tire	255 / 45R20	255 / 45R20	235 / 55R19	18"	1,865(6-seater) / 1,875(7-seater)			6AT	2	109	15.2	14.3	14.8		
				18"(built-in cam)	1,835(5-seater)			6AT	2	105	15.8	14.7	15.3		
Brakes front/rear	Ventilated disc / Disc	Ventilated disc / Disc	Ventilated disc / Ventilated disc	19"(built-in cam)	1,850(5-seater) / 1,880(6-seater) / 1,890(7-seater)			6AT	2	109	15.2	14.3	14.8		
					17"			1,880(5-seater) / 1,910(6-seater) / 1,920(7-seater)	6AT	2	118	14.0	13.4	13.8	
Suspension front/rear	MacPherson Strut / Multi-link	MacPherson Strut / Multi-link	MacPherson Strut / Multi-link	4WD		18"	1,895(5-seater) / 1,925(6-seater) / 1,935(7-seater)	6AT	2	118	14.0	13.4	13.8		
						19"(built-in cam)	1,910(5-seater) / 1,940(6-seater) / 1,950(7-seater)	6AT	2	118	14.0	13.4	13.8		