

# SPECIFICATION

GRADE	'2'	'Edition'	'3'	'3' PHEV	'First Edition'	'First Edition' PHEV
<b>EXTERIOR DESIGN &amp; LIGHTING</b>						
16" Alloy Wheels (205/60R16)	●	-	-	●	-	-
18" Alloy Wheels (235/45R18)	-	●	●	-	●	●
High Gloss Black & Satin Chrome Radiator Grille	●	●	●	-	-	-
Dark Chrome & Satin Chrome Radiator Grille	-	-	-	-	●	-
Black & Satin Chrome Closed Radiator Grille	-	-	-	●	-	●
Body Coloured Bumpers	●	●	●	●	●	●
Body Coloured Exterior Door Handles	●	●	●	●	●	●
Body Coloured Door Mirrors With Matt Black Lower Housing	●	●	●	●	-	-
High Gloss Black Door Mirrors With Lower Matt Black Housing	-	-	-	-	●	●
Body Coloured Side Sill Mouldings	●	●	●	●	●	●
Black Wheel Arch Trims	●	●	●	●	●	●
Satin Chrome Window Surrounds	●	●	●	●	●	●
Silver Roof Rails	●	●	●	●	●	●
Body Coloured Rear Spoiler	●	●	●	●	●	●
Tinted Glass	●	●	●	●	●	●
Privacy Glass (Rear Windows & Tailgate)	-	●	●	●	●	●
Panoramic Sunroof with Tilting / Sliding Function & Automatic Electric Roll Blind	-	-	-	-	●	●
LED Bi-Function Projection Headlights	●	●	●	●	●	●
LED Daytime Running Lights	●	●	●	●	●	●
Automatic Headlight Control	●	●	●	●	●	●
Projection Front Fog Lights	●	●	●	●	●	●
LED Rear Lights	●	●	●	●	●	●
LED Rear Fog Lights	●	●	●	●	●	●
LED High-mounted Brake Light	●	●	●	●	●	●
Rain Sensing Front Wipers	-	-	●	●	●	●
Wide-View Driver's Door Mirror	-	●	●	●	●	●
Electrically Adjustable & Heated Door Mirrors	●	-	-	-	-	-
Electrically Folding, Adjustable & Heated Door Mirrors with Integrated LED Indicator Lights	-	●	●	●	●	●
Heated Rear Window with Timer	●	●	●	●	●	●
Standard Paint	●	-	●	●	-	●
Premium Paint	OPT	●	OPT	OPT	●	OPT

- = unavailable on grade | ● = standard on grade | OPT = optional on grade



The Power to Surprise

The All-New Kia

**X C E E D**

GRADE	'2'	'Edition'	'3'	'3' PHEV	'First Edition'	'First Edition' PHEV
<b>INTERIOR DESIGN &amp; COMFORT</b>						
Black 'Premium' Cloth Upholstery	●	-	-	-	-	-
Black Cloth with Faux Leather Upholstery	-	●	●	●	-	-
Black Cloth with Faux Leather Upholstery with Yellow Detailing	-	-	-	-	●	-
Black Leather Seat Upholstery***	-	-	-	-	-	●
Cloth Door Centre Trim	●	-	-	-	-	-
Faux Leather Door Centre Trim	-	●	●	●	-	●
Faux Leather Door Centre Trim With Yellow Stitching	-	-	-	-	●	-
Driver's Seat Height Adjuster	●	●	●	●	-	-
Driver's Seat Power Height Adjuster	-	-	-	-	●	●
Front Passenger Seat Height Adjuster	-	●	●	●	●	●
Power Lumbar Support (Driver & Front Passenger)	-	●	●	●	●	●
Driver's Memory Seat	-	-	-	-	●	●
Heated Front Seats	-	-	●	●	●	●
Ventilated Front Seats	-	-	-	-	-	●
Heated Outer Rear Seats	-	-	-	-	●	●
Tilt & Telescopic Steering Wheel Adjustment	●	●	●	●	●	●
Leather Trimmed Steering Wheel & Gearshift	●	●	●	●	●	●
Heated Steering Wheel	-	-	●	●	●	●
Manual Handbrake	●	-	-	-	-	-
Electronic Parking Brake (EPB)	-	●	●	●	●	●
Chrome Finish Interior Door Handles	●	●	●	●	●	●
Centre Console with Storage Box and Armrest	●	-	-	-	-	-
Centre Console with Storage Box and Sliding Armrest	-	●	●	●	●	●
Rear Centre Armrest With Cupholders	●	●	●	●	●	●
Aluminium Pedals	-	-	-	-	●	●
Air Conditioning	●	●	-	-	-	-
Dual Automatic Air Conditioning	-	-	●	●	●	●
Automatic Defog System	-	-	●	●	●	●
Steering Wheel Mounted Controls	●	●	●	●	●	●
All-round Electric Windows with Front Auto Up & Down Function	●	-	-	-	-	-
All-round Electric Windows with Auto Up & Down Function	-	●	●	●	●	●
Cruise Control & Speed Limiter	●	●	●	●	MT Only	-
Smart Cruise Control with Stop & Go Functionality	-	-	OPT DCT ONLY <sup>Δ</sup>	OPT <sup>Δ</sup>	DCT Only	●
Auto-dimming Rear-view Mirror	-	-	●	●	●	●
Driver & Front Passenger Sunvisors with Vanity Mirror with Illumination	●	●	●	●	●	●
Remote Central Door Locking with Fold-away Key	●	●	-	-	-	-
Smart Key with Engine Start/Stop Button	-	-	●	●	●	●
Smart Power Tailgate	-	-	-	-	●	●

◆ May contain faux leather

Δ Advanced Driving Assistance pack (ADAP) is a chargeable option at £750 (including VAT) - DCT transmission includes Forward Collision - Avoidance Assist with Cyclist, Smart Cruise Control and Lane Following Assist.

GRADE	'2'	'Edition'	'3'	'3' PHEV	'First Edition'	'First Edition' PHEV
<b>STORAGE, VERSATILITY &amp; INTERIOR LIGHTING</b>						
60:40 Split Folding Rear Seats	●	●	●	●	-	-
40:20:40 Split Folding Rear Seats	-	-	-	-	●	●
2 x 12V Power Sockets (Front Centre Console)	●	●	-	-	-	-
1 x 12V Power Socket (Front Centre Console)	-	-	●	●	●	●
USB Fast Charger (Front Centre Console)	-	-	●	●	●	●
Centre Console Cupholders	●	-	-	-	-	-
Centre Console with Cupholders and Sliding Cover	-	●	●	●	●	●
Front Seatback Pockets	●	●	●	●	●	●
Front & Rear Door Storage	●	●	●	●	●	●
Front Cabin Light with Sunglasses Case	●	●	●	●	-	-
Front Cabin LED Light with Sunglasses Case	-	-	-	-	●	●
Rear Cabin Light	●	●	●	●	●	●
Temporary Spare Wheel (Space Saver)	●	-	●	-	●	-
Tyre Mobility Kit (TMK)	-	●	-	●	-	●
Luggage 12V Power Socket	●	●	●	●	●	●
Luggage Area Light	●	●	●	●	●	●
Luggage Area Parcel Shelf	●	●	●	●	●	●
Luggage Hooks	●	●	●	●	●	●
<b>AUDIO, COMMUNICATION &amp; INFORMATION</b>						
7-speaker Audio System	●	●	●	●	-	●
8-Speaker JBL® Premium Sound System	-	-	-	-	●	-
DAB Radio	●	●	●	●	●	●
Front USB Port	●	●	●	●	●	●
Bluetooth® with Voice Recognition & Music Streaming*	●	●	●	●	●	●
Android Auto™ with Voice Control*	●	●	●	●	●	●
Apple CarPlay™ with Voice Control*	●	●	●	●	●	●
Wireless Mobile Phone Charger***	-	-	-	-	●	●
8" Colour Touchscreen Audio Display*	●	●	-	-	-	-
10.25" Touchscreen Satellite Navigation with Telematics*	-	-	●	●	●	●
Kia Connected Services Featuring TomTom® Live***	-	-	●	●	●	●
Body Coloured Shark Fin Antenna	●	●	●	●	-	-
Gloss Black Shark Fin Antenna	-	-	-	-	●	●
Reversing Camera System with Dynamic Guidelines	●	●	●	●	●	●
Rear Parking Sensors**	-	-	●	●	-	-
Smart Park Assist System (SPAS) Parallel/Perpendicular with Front & Rear Parking Sensors**	-	-	-	-	●	●
3.5" Supervision Cluster Display	●	●	-	-	-	-
4.2" Supervision Colour Cluster Display	-	-	●	●	-	-
12.3" TFT Supervision Cluster Display	-	-	-	-	●	●
Trip Computer	●	●	●	●	●	●
Windscreen Washer Level Warning	●	●	●	●	●	●

\*Please check with your dealer for mobile phone compatibility. Android Auto™ and Apple CarPlay™ via connectivity

\*\*Parking Sensors may not match exterior body colour

\*\*\*Please check with your dealer for mobile phone compatibility

GRADE	'2'	'Edition'	'3'	'3' PHEV	'First Edition'	'First Edition' PHEV
<b>ACTIVE SAFETY &amp; DRIVING DYNAMICS</b>						
Blind-Spot Collision Warning (BCW)	-	-	-	-	●	●
Lane Keep Assist (LKAS)	●	●	●	●	●	●
Lane Following Assist (LFA)	-	-	-	OPT <sup>Δ</sup>	DCT Only	●
High-Beam Assist (HBA)	●	●	●	●	●	●
Driver Attention Warning (DAW)	●	●	●	●	●	●
Forward Collision-Avoidance Assist (FCA) - City	●	●	●	●	●	●
Forward Collision-Avoidance Assist (FCA) - City/Pedestrian	-	-	-	●	-	-
Forward Collision-Avoidance Assist (FCA) - Pedestrian/Cyclist	OPT <sup>ΔΔ</sup>	-	MT STD DCT OPT <sup>Δ</sup>	OPT <sup>Δ</sup>	●	●
Speed Limit Information Function (SLIF)	-	-	-	-	●	●
Intelligent Speed Limit Warning (ISLW)	-	-	-	-	●	●
Electronic Stability Control (ESC) & Vehicle Stability Management (VSM)	●	●	●	●	●	●
ABS with Electronic Brakeforce Distribution (EBD) & Brake Assist System (BAS)	●	●	●	●	●	●
Hill-start Assist Control (HAC)	●	●	●	●	●	●
Tyre Pressure Monitoring System (TPMS)	●	●	●	●	●	●
Motor Driven Power Steering (MDPS)	●	●	●	●	●	●
Seatbelt Reminder Warning	●	●	●	●	●	●
Dual Horn	●	●	●	●	●	●
Drive Mode Select (Normal & Sport)	-	-	DCT Only	●	DCT Only	●
Intelligent Stop & Go (ISG)	●	●	●	-	●	-
<b>PASSIVE SAFETY</b>						
Twin Front Airbags	●	●	●	●	●	●
Front Passenger Airbag Cut-off Switch	●	●	●	●	●	●
Twin Side Airbags (Front)	●	●	●	●	●	●
Twin Curtain Airbags	●	●	●	●	●	●
All-round Height Adjustable Headrests	●	●	●	●	●	●
ISOFIX Child Seat Top Tethers & Anchor Fixings (Outer Rear Seats)	●	●	●	●	●	●
All-round 3-point Seatbelts	●	●	●	●	●	●
Height Adjustable Front Seatbelts	●	●	●	●	●	●
Impact Sensing Auto Door Unlocking	●	●	●	●	●	●
<b>SECURITY</b>						
Alarm System	●	●	●	●	●	●
Locking Wheel Nuts	●	●	●	●	●	●
Engine Immobiliser & Deadlocks	●	●	●	●	●	●
Child Safety Rear Door Locks	●	●	●	●	●	●

Δ Advanced Driving Assistance pack (ADAP) is a chargeable option at £750 (including VAT) - DCT transmission includes Forward Collision - Avoidance Assist with Cyclist, Smart Cruise Control and Lane Following Assist.

Δ Δ Advanced Driving Assistance Pack (ADAP) - manual transmission, comprises of FCA - Pedestrian. Option available for £250 (inc.VAT).

# TECHNICAL SPECIFICATION

Engine	Petrol			Petrol PHEV	Diesel	
	1.0 T-GDi ISG (118 BHP)	1.4 T-GDi ISG (138 BHP)	1.4 T-GDi ISG (138 BHP)	1.6 GDi (104 bhp) (139 BHP)	1.6 CRDi ISG (114 BHP)	1.6 CRDi ISG (134 BHP)
<b>DRIVETRAIN</b>						
Cubic capacity	998	1,353	1,353	1,580	1,598	1,598
Max. power, bhp at rpm	118 / 6000	138 / 6000	138 / 6000	104 / 5,700	114 / 4000	134/4000
Max. power (battery/engine combined), BHP at RPM	-	-	-	139 / TBC	-	-
Max. torque, Nm at rpm	172 / 4000	242 / 1,500 - 3,200	242 / 1,500 - 3,200	147 / 4,000	280 / 1,500 - 2,750	280/ 1,500 - 3,000
Max. torque, (battery/engine combined), Nm at rpm	-	-	-	265 / TBC	-	-
6 speed Manual	●	●	-	-	●	●
6 speed DCT transmission	-	-	-	●	-	-
7 speed auto dual-clutch transmission (DCT)	-	-	●	-	-	-

## GEAR RATIOS

1st	3.769	3.615	3.929	3.867	3.636	3.636
2nd	2.045	1.962	2.318	2.217	1.962	1.962
3rd	1.286	1.257	2.043	1.371	1.189	1.189
4th	0.971	0.951	1.070	0.930	0.844	0.844
5th	0.774	0.778	0.822	0.956	0.702	0.702
6th	0.639	0.633	0.884	0.767	0.596	0.596
7th	-	-	0.721	-	-	-
Reverse	3.700	3.583	5.304	5.351	3.583	3.583
Final Gear Ratio	4.563	4.467	FGR 1/2: 4.643 FGR 3: 3.421 FGR 4/5: 4.643 FGR 6/7/reverse: 3.421	FGR 1: 4.438 FGR 2: 3.227	3.706	4.188

## SUSPENSION & TYRES

	Dual Macpherson strut			Macpherson strut	Dual Macpherson strut	
	Multi link			Multi link	Multi link	
Front suspension	Dual Macpherson strut			Macpherson strut	Dual Macpherson strut	
Rear suspension	Multi link			Multi link	Multi link	
16" tyres	205/60 R16	-	-	205/60R16	205/60 R16	-
18" tyres	235/45 R18	235/45 R18	235/45 R18	235/45R18	235/45 R18	235/45 R18

## DIMENSIONS (mm)



Engine	Petrol			Petrol PHEV	Diesel	
	1.0 T-GDi ISG (118 BHP)	1.4 T-GDi ISG (138 BHP)	1.4 T-GDi ISG (138 BHP)	1.6 GDi (104 bhp) (139 BHP)	1.6 CRDi ISG (114 BHP)	1.6 CRDi ISG (134 BHP)
<b>FUEL &amp; SCR</b>						
Fuel Type	Petrol	Petrol	Petrol	Petrol	Diesel	Diesel
Fuel tank capacity, litres	50	50	50	37	50	50
Selective Catalytic Reduction (SCR)	-	-	-	-	●	●
SCR tank capacity, litres	-	-	-	-	12	12

#### REGULATED EMISSIONS

Carbon Monoxide (mg/km)	154.1	246.6	265.1	63.9 ('3' Grade) 77.2 ('First Edition')	106.7	134.6
Total Hydrocarbons (mg/km)	13.0	19.0	24.0	14.6 ('3' Grade) 16.6 ('First Edition')	-	-
Non-Methane HydroCarbon NMHC (mg/km)	-	-	-	13.9 ('3' Grade) 16.1 ('First Edition')	-	-
Nitrogen Oxide (mg/km)	16.0	21.8	25.7	8.0 ('3' Grade) 9.4 ('First Edition')	46.6	48.2
Total Hydrocarbons + Nitrogen Oxide (mg/km)	-	-	-	-	80.4	77.6
Particulate Matter (mg/km)	0.44	0.07	0.11	0.13 ('3' Grade) 0.22 ('First Edition')	0.33	0.4

#### BATTERY PACK

Battery	-	-	-	8.9kWh Li-ion polymer battery	-	-
Hybrid Type	-	-	-	Parallel (Transmission Mounted)	-	-
Max Power (kW)	-	-	-	59	-	-
Capacity (Ah)	-	-	-	24.7	-	-
Nominal Voltage (V)	-	-	-	360	-	-
Battery Weight (kg)	-	-	-	117	-	-
Number of Cells	-	-	-	98 (12 modules)	-	-
Combined Driving Range (miles)	-	-	-	696	-	-
16" Wheel '3' Grade	Electric Range - EAER (Miles)	-	-	29.8	-	-
	Electric Range City - EAER City (Miles)	-	-	36.6	-	-
18" Wheel 'First Edition'	Electric Range - EAER (Miles)	-	-	26	-	-
	Electric Range City - EAER City (Miles)	-	-	33.5	-	-
Battery Position	-	-	-	Under Boot Panel - Sub Under Rear Seat - main	-	-

#### CHARGING

3-pin AC Charger	-	-	-	n/a	-	-
Type 2 (62196-2) AC Charger	-	-	-	n/a	-	-
AC Charge Time (3.3kW)	-	-	-	2.15 Hours	-	-

Engine	1.0 T-GDi ISG (118 BHP)	Petrol 1.4 T-GDi ISG (138 BHP)	1.4 T-GDi ISG (138 BHP)	Petrol PHEV 1.6 GDi (104 bhp) (139 BHP)	Diesel 1.6 CRDi ISG (114 BHP)	1.6 CRDi ISG (134 BHP)	
<b>WLTP FUEL CONSUMPTION, EMISSIONS AND PERFORMANCE INFORMATION</b>							
16" Wheel '2' Grade '(inc ADAP)	Maximum speed (mph)	115	-	-	-	118	-
	Acceleration 0-60 mph (seconds)	10.9	-	-	-	11	-
	Fuel Consumption - Low MPG (l/100km)	36.2 (7.8)	-	-	-	44.1 (6.4)	-
	Fuel Consumption - Medium MPG (l/100km)	49.6 (5.7)	-	-	-	57.6 (4.9)	-
	Fuel Consumption - High MPG (l/100km)	54.3 (5.2)	-	-	-	61.4 (4.6)	-
	Fuel Consumption - Extra High MPG (l/100km)	42.8 (6.6)	-	-	-	47.1 (6)	-
	Fuel Consumption - Combined MPG (l/100km)	45.6 (6.2)	-	-	-	52.3 (5.4)	-
	Regulated Emission Standard	Euro 6d Temp EVAP	-	-	-	Euro 6d Temp EVAP	-
Carbon Dioxide (CO <sub>2</sub> ) Emissions (g/km)	140	-	-	-	141	-	
18" Wheel 'Edition'	Maximum speed (mph)	115	-	-	-	-	-
	Acceleration 0-60 mph (seconds)	10.9	-	-	-	-	-
	Fuel Consumption - Low MPG (l/100km)	36.2 (7.8)	-	-	-	-	-
	Fuel Consumption - Medium MPG (l/100km)	47.9 (5.9)	-	-	-	-	-
	Fuel Consumption - High MPG (l/100km)	52.3 (5.4)	-	-	-	-	-
	Fuel Consumption - Extra High MPG (l/100km)	40.9 (6.9)	-	-	-	-	-
	Fuel Consumption - Combined MPG (l/100km)	44.1 (6.4)	-	-	-	-	-
	Regulated Emission Standard	Euro 6d Temp EVAP	-	-	-	-	-
Carbon Dioxide (CO <sub>2</sub> ) Emissions (g/km)	145	-	-	-	-	-	
16" Wheel '3' Grade	Maximum speed (mph)	-	-	-	99	-	-
	Acceleration 0-60 mph (seconds)	-	-	-	10.6	-	-
	Fuel Consumption - Low MPG (l/100km)	-	-	-	-	-	-
	Fuel Consumption - Medium MPG (l/100km)	-	-	-	-	-	-
	Fuel Consumption - High MPG (l/100km)	-	-	-	-	-	-
	Fuel Consumption - Extra High MPG (l/100km)	-	-	-	-	-	-
	Fuel Consumption - Combined MPG (l/100km)	-	-	-	201.8 (1.4)	-	-
	Regulated Emission Standard	-	-	-	Euro 6D-Temp	-	-
Carbon Dioxide (CO <sub>2</sub> ) Emissions (g/km)	-	-	-	32	-	-	
18" Wheel '3' Grade '(inc ADAP)	Maximum speed (mph)	115	124	124	-	-	122
	Acceleration 0-60 mph (seconds)	10.9	9.1	9.2	-	-	10.2
	Fuel Consumption - Low MPG (l/100km)	35.8 (7.9)	34.9 (8.1)	32.1 (8.8)	-	-	48.7 (5.8)
	Fuel Consumption - Medium MPG (l/100km)	47.1 (6)	45.6 (6.2)	42.8 (6.6)	-	-	61.4 (4.6)
	Fuel Consumption - High MPG (l/100km)	51.4 (5.5)	50.4 (5.6)	47.9 (5.9)	-	-	61.4 (4.6)
	Fuel Consumption - Extra High MPG (l/100km)	40.9 (6.9)	39.8 (7.1)	39.2 (7.2)	-	-	47.1 (6.0)
	Fuel Consumption - Combined MPG (l/100km)	44.1 (6.4)	42.8 (6.6)	40.9 (6.9)	-	-	53.3 (5.3)
	Regulated Emission Standard	Euro 6d Temp EVAP	Euro 6d Temp EVAP	Euro 6d Temp EVAP	-	-	Euro 6d Temp EVAP
Carbon Dioxide (CO <sub>2</sub> ) Emissions (g/km)	146	150	156	-	-	138	
18" Wheel 'First Edition	Maximum speed (mph)	-	124	124	99	-	-
	Acceleration 0-60 mph (seconds)	-	9.1	9.2	10.6	-	-
	Fuel Consumption - Low MPG (l/100km)	-	34.4 (8.2)	31.4 (9.0)	-	-	-
	Fuel Consumption - Medium MPG (l/100km)	-	44.8 (6.3)	42.2 (6.7)	-	-	-
	Fuel Consumption - High MPG (l/100km)	-	50.4 (5.6)	47.1 (6.0)	-	-	-
	Fuel Consumption - Extra High MPG (l/100km)	-	39.2 (7.2)	38.7 (7.3)	-	-	-
	Fuel Consumption - Combined MPG (l/100km)	-	42.8 (6.6)	40.4 (7.0)	167.6 (1.7)	-	-
	Regulated Emission Standard	-	Euro 6d Temp EVAP	Euro 6d Temp EVAP	Euro 6D-Temp	-	-
Carbon Dioxide (CO <sub>2</sub> ) Emissions (g/km)	-	151	159	38	-	-	

Engine	Petrol			Petrol PHEV	Diesel	
	1.0 T-GDi ISG (118 BHP)	1.4 T-GDi ISG (138 BHP)	1.4 T-GDi ISG (138 BHP)	1.6 GDi (104 bhp) (139 BHP)	1.6 CRDi ISG (114 BHP)	1.6 CRDi ISG (134 BHP)

#### VEHICLE WEIGHT & CAPACITY INFORMATION

Gross vehicle weight (kg)	1,820	1,840	1,860	2,030	1,900	1,900
Kerb weight (kg)	1,332	1,345	1,375	1,596 ('3' Grade) 1,609 ('First Edition')	1,415	1,415
Gross train weight (kg)	3,020	2,840	2,860	3330	3,100	3,100
Maximum braked trailer weight	1,200	1,000	1,000	1,300	1,200	1,200
Maximum tow ball weight (kg)	75	75	75	600	75	75
Luggage compartment capacity, rear seats upright, litres	426	426	426	291	426	426
Luggage compartment capacity, rear seats folded, litres	1,378	1,378	1,378	1,243	1,378	1,378

#### VEHICLE INSURANCE GROUPS

'1'	-	n/a	n/a	-	-	-
'2'	15E	-	-	-	-	-
'Edition'	12E	-	-	-	-	-
'3'	12E	16E	16E	18A	15E	15E
'First Edition'	-	18A	18A	18A	-	-

#### SERVICE INTERVALS

	12 months / 10,000 miles, whichever comes sooner	12 months / 20,000 miles, whichever comes sooner
--	--	--

## KIA WARRANTY

Over the years, Kia has become one of the most successful car manufacturers in Europe. The key to our success? We give our customers that little bit extra: better service by qualified technicians, regular product innovation and superior warranty coverage.

### 7 YEAR VEHICLE WARRANTY









Our high quality standards are what make superior warranty coverage possible: 3 years/ unlimited mileage and 4-7 years/100,000 mile manufacturer's warranty. For full warranty coverage including terms and exclusions please refer to your Kia dealer.

### 12 YEAR ANTI-PERFORATION WARRANTY

Your Xceed comes with a 12 year/ unlimited mileage anti-perforation warranty. An annual bodywork inspection is required, for which a charge may apply.



# MODEL COMPARISON

EXTERIOR COLOURS	'2'	'Edition'	'3'	'3' PHEV	'First Edition'	'First Edition' PHEV
Copper Stone (Standard)	●	-	●	●	-	●
Fusion White (Premium)	●	-	●	●	-	●
Phantom Black (Premium) (Standard on First Edition, excl. PHEV)	●	-	●	●	●	●
Dark Penta Metal (Premium)	●	-	●	●	-	●
Lunar Silver (Premium) (Standard on Edition)	●	●	●	●	-	●
Infra Red (Premium)	●	-	●	●	-	●
Quantum Yellow (Premium) (Standard on Edition and First Edition, excl. PHEV)	-	●	-	-	●	●
Blue Flame (Premium) (Standard on Edition)	-	●	-	-	-	-
INTERIOR TRIMS						
	Black 'Premium' Cloth	Black Cloth & Faux		Black Cloth/Black Faux Leather with yellow detailing	Black Leather	
WHEEL DESIGNS						
	16" Alloy Wheels		18" Alloy Wheels		16" Alloy Wheels	
						
			18" Alloy Wheels			

Kia Motors (UK) Ltd  
Walton Green  
Walton-On-Thames  
Surrey  
KT12 1FJ  
Freephone: 0333 202 2990  
www.kia.com/uk

Images are for illustrative purposes only and may not be to UK specification. All information and illustrations are based on data available at the time of print (July 2020) and are subject to change without notice. Contact your local Kia dealer for current information. MPG figures are obtained from laboratory testing and intended for comparisons between vehicles and may not reflect real driving results.



The Power to Surprise