

# The new Rio

Specification	'1'	'2'	'3'	'GT-Line S'
<b>Exterior features &amp; lighting</b>				
15" Steel Wheels with Cover (185/65 R15)	●	-	-	-
15" Alloy Wheels (185/65 R15)	-	●	-	-
16" Alloy Wheels (195/55 R16)	-	-	●	-
17" Alloy Wheels (205/45 R17)	-	-	-	●
Radiator Grille - Black with Silver Paint Surround	●	-	-	-
Radiator Grille - Black with Chrome Surround	-	●	●	-
Radiator Grille - Gloss Black & Dark Chrome Surround	-	-	-	●
Body Coloured Bumpers	●	●	●	-
Sports Style Front and Rear Bumpers	-	-	-	●
Body Coloured Door Mirrors	●	●	●	-
High Gloss Black Door Mirrors and Rear Spoiler	-	-	-	●
Body Coloured Exterior Door Handles	●	●	●	●
Chrome Side Window Trim	-	-	●	●
Tinted Glass	●	●	●	●
Privacy Glass (Rear Windows & Tailgate)	-	-	●	●
MFR (Multi-Focus Reflector) Headlights	●	-	-	-
Bi-Function Projection Headlights	-	●	●	●
Headlight Levelling Device	●	●	●	●
Daytime Running Lights	●	-	-	-
LED Daytime Running Lights	-	●	●	●
Cornering Lights	-	●	●	●
Automatic Light Control	●	●	●	●
Welcome and Follow-me-home Light Functionality	●	●	●	●
Projection Front Fog Lights	-	●	●	-
LED 'Ice-Cube' Front Fog Lights	-	-	-	●
Rear Fog Light	●	●	●	-
LED Rear Fog Light	-	-	-	●
Twin Exhaust Tips	-	-	-	●
AeroBlade-type Front Wipers	●	●	●	●
Speed-variable Front Wipers	●	●	●	●
Rain Sensing Front Wipers	-	-	●	●
Rear Wiper/Washer	●	●	●	●
Heated Rear Window	●	●	●	●
Electrically Adjustable, Heated Door Mirrors	●	-	-	-
Electrically Folding, Adjustable & Heated Door Mirrors with LED Indicators	-	●	●	●
Standard Paint	●	●	●	●
Optional Paint	OPT	OPT	OPT	OPT
Premium Paint	OPT	OPT	OPT	OPT

- = unavailable on grade | ● = standard on grade | OPT = optional on grade



Movement that inspires

Specification	'1'	'2'	'3'	'GT-Line S'
<b>Interior design &amp; comfort</b>				
Black Cloth Upholstery	●	-	-	-
Premium Black Cloth Upholstery	-	●	-	-
Black Faux Leather Upholstery	-	-	●	-
Black Cloth & Faux Leather Upholstery with Grey Stitching	-	-	-	●
Driver's Seat Height Adjuster	●	●	●	●
Heated Front Seats	-	-	●	●
Heated Steering Wheel	-	-	●	●
Tilt & Telescopic Steering Wheel Adjustment	●	●	●	●
Leather Trimmed Steering Wheel & Gearshift	-	●	●	●
D-Cut Steering Wheel	-	-	-	●
Silver Paint Finished Interior Door Handles	●	●	-	-
Satin Chrome Interior Door Handles	-	-	●	●
Silver Paint Finished Fascia Trim	●	●	-	-
Black Faux Leather Fascia Trim	-	-	●	-
Carbon Finished Fascia Trim	-	-	-	●
Air Conditioning	●	●	-	-
Automatic Air Conditioning	-	-	●	●
Automatic Defog System	-	-	●	●
Steering Wheel Mounted Controls	●	●	●	●
Front Electric Windows with Driver's Auto Up & Down Function	●	●	●	●
Rear Electric Windows	-	●	●	●
Cruise Control and Speed Limiter	-	●	●	●
Driver & Front Passenger Sunvisors with Mirror & Illumination	●	●	●	●
Auto-dimming Rear-view Mirror	-	-	●	●
Remote Central Door & Tailgate Locking with Fold-away Key	●	●	●	-
Smart Key with Engine Start/Stop Button	-	-	-	●
Metal Pedals	-	-	-	●
<b>Storage, versatility &amp; interior lighting</b>				
60:40 Split Folding 2nd Row Seats	●	●	●	●
3 x Passenger Assist Grips	●	●	●	●
Front USB Charger Port 12V Socket	●	●	●	●
Rear USB Charger Port	-	●	●	●
Front Seatback Pocket (Passenger)	●	●	●	●
Front & Rear Door Map Pockets with Bottle Holder	●	●	●	●
Centre Console with Storage Box and Sliding Armrest	-	●	●	●
Dash Illumination Dimmer Switch	●	●	●	●
Overhead Console with Sunglasses Case	●	●	●	●
Luggage Area Light	●	●	●	●
Luggage Area Parcel Shelf	●	●	●	●
Luggage Hook	●	●	●	●
Tyre Mobility Kit (TMK)	●	●	●	●
<b>Audio, communication &amp; information</b>				
4-speaker Audio System	●	-	-	-
6-speaker Audio System	-	●	●	●
3.8" Monochrome Audio Display with DAB Radio	●	-	-	-
8" Touchscreen Display with DAB Radio	-	●	●	●
8" Touchscreen Navigation with DAB Radio	-	-	●	●
Reversing Camera System with Dynamic Guidelines (Integrated into Centre Fascia Screen)	-	●	●	●

Specification	'1'	'2'	'3'	'GT-Line S'
<b>Audio, communication &amp; information (continued)</b>				
Telematics System with UVO Connect Services**	-	-	●	●
Bluetooth® with Music Streaming**	●	●	●	●
Apple CarPlay™ with voice recognition**	-	●	●	●
Android Auto™ with voice recognition**	-	●	●	●
Front USB For Media Connection	●	●	●	●
3.5" Cluster Display	●	-	-	-
4.2" Supervision Colour Cluster Display	OPT▲	●	●	●
Rear Parking Sensors*	-	●	●	●
Front Parking Sensors*	-	-	-	●
Tachometer	●	●	●	●
Trip Computer	●	●	●	●
External Temperature Display	●	●	●	●
Windscreen Washer Level Warning	●	●	●	●
<b>Active safety &amp; driving dynamics</b>				
ABS with Electronic Brakeforce Distribution (EBD) & Brake Assist System (BAS)	●	●	●	●
Drive Mode Select	-	DCT Only	●	●
Cornering Brake Control (CBC) & Straight-Line Stability (SLS)	●	●	●	●
Electronic Stability Control (ESC) & Vehicle Stability Management (VSM)	●	●	●	●
Forward Collision-Avoidance Assist (FCA) (City/Pedestrian/Cyclist)	OPT▲	●	●	●
Lane Keep Assist System (LKAS)	OPT▲	●	●	●
Lane Follow Assist (LFA)	OPT▲	●	●	●
Emergency Stop Signalling (ESS)	●	●	●	●
Hill-start Assist Control (HAC)	●	●	●	●
Blind Spot Collision Warning (BCW)	-	-	-	●
Tyre Pressure Monitoring System (TPMS)	●	●	●	●
Manual Speed Limit Assist (MSLA)	-	●	●	●
Intelligent Stop & Go (ISG)	●	●	●	●
Gear Shift Indicator	●	●	●	●
<b>Passive safety</b>				
Twin Front Airbags	●	●	●	●
Front Passenger Airbag Cut-off Switch	●	●	●	●
Twin Side Airbags (Front)	●	●	●	●
Twin Curtain Airbags	●	●	●	●
All-round Height Adjustable Head Rests	●	●	●	●
Front Seatbelt Pre-tensioners & Load-limiters	●	●	●	●
Front Seatbelt Height Adjusters	●	●	●	●
All-round 3-Point Seatbelts	●	●	●	●
Seatbelt Reminder Warning	●	●	●	●
ISOFIX Child Seat Top Tethers & Anchor Fixings	●	●	●	●
Impact-sensing Auto Door Unlocking	●	●	●	●
<b>Security</b>				
Anti-theft Alarm System	●	●	●	●
Locking Wheel Nuts	-	●	●	●
Engine Immobiliser	●	●	●	●
Speed-sensing Auto Door Locking	●	●	●	●
Door Deadlocks	●	●	●	●
Child Safety Rear Door Locks	●	●	●	●
Visible Vehicle Identification No. (VIN)	●	●	●	●

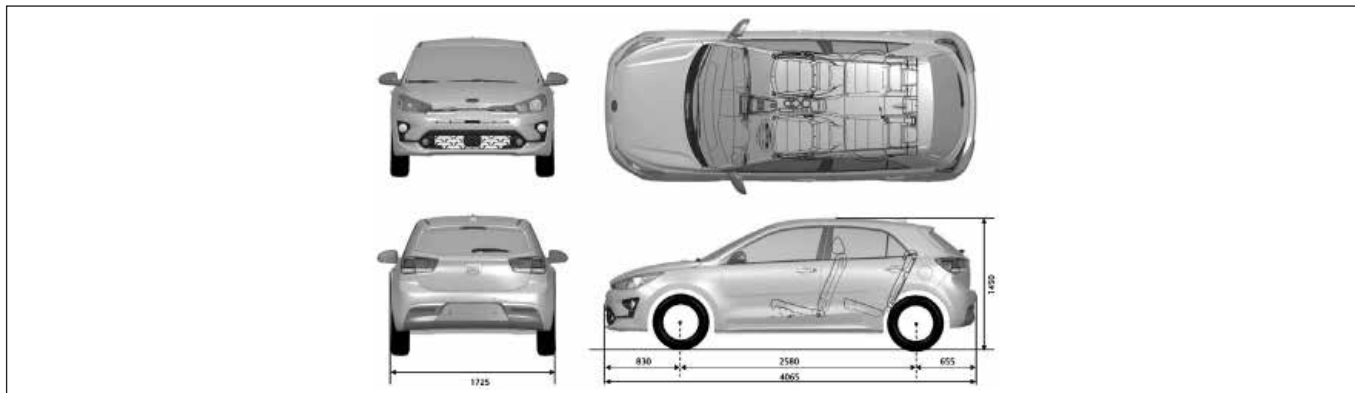
\*Parking sensors may not match exterior body colour.  
\*\*Check with your dealer for mobile phone compatibility.

▲Advanced Driving Assistance Pack (ADAP), comprises FCA, LKAS, LFA & Upgraded Cluster.  
Option available for £350 (inc.VAT) on trims where not standard.

## Technical specification

Engine	1.2 DPI (83bhp)	1.0 T-GDi (99bhp)	1.0 T-GDi (99bhp)	1.0 T-GDi 48V (118bhp)	1.0 T-GDi 48V (118bhp)
<b>Drivetrain</b>					
Cubic capacity	1,197	998	998	998	998
Max. power, bhp at rpm	83/6,000	99/4,500	99/4,500	118/6,000	118/6,000
Max. torque, Nm at rpm	121.6 / 4,000	172 / 1,500 - 4,000	172 / 1,500 - 4,000	172 / 1,500 - 4,000	200 / 2,000 - 3,500
5 speed Manual	●	-	-	-	-
6 speed Manual	-	●	-	●	-
7 speed auto DCT	-	-	●	-	●
<b>Gear ratios</b>					
1st	3.727	3.615	3.813	3.615	3.813
2nd	2.056	1.955	2.261	1.955	2.261
3rd	1.269	1.286	1.913	1.286	1.913
4th	0.853	0.971	1.023	0.971	1.023
5th	0.697	0.794	0.791	0.794	0.791
6th	-	0.667	0.837	0.667	0.837
7th	-	-	0.690	-	0.690
Reverse	3.636	3.700	5.101	3.700	5.101
Final Gear Ratio	4.600	3.833	4.867 / 3.650	4.059	4.867 / 3.650
<b>Suspension &amp; tyres</b>					
Front suspension	McPherson Strut				
Rear Suspension	Coupled Torsion Beam Axle (CTBA)				
15" tyres	185/65 R15	185/65 R15	185/65 R15	-	-
16" tyres	-	-	-	195/55 R15	195/55 R15
17" tyres	-	-	-	205/45 R17	205/45 R17
<b>Fuel</b>					
Fuel Type	Petrol	Petrol	Petrol	Petrol	Petrol
Fuel tank capacity, litres	45	45	45	45	45
<b>Regulated emissions</b>					
Carbon Monoxide (mg/km)	327.1	109.5	73.5	73.5	112
Total Hydrocarbons (mg/km)	38.1	18.3	22.1	22.1	21.6
Nitrogen Oxide (mg/km)	14.1	30.4	27.2	27.2	24.8
Total Hydrocarbons + Nitrogen Oxide (mg/km)	-	-	-	-	-
Particulate Matter (mg/km)	-	0.11	0.11	0.11	0.13

## Dimensions (mm)



## Technical specification

Engine		1.2 DPi (83bhp)	1.0 T-GDi (99bhp)	1.0 T-GDi (99bhp)	1.0 T-GDi 48V (118bhp)	1.0 T-GDi 48V (118bhp)
WLTP fuel consumption, emissions and performance information						
15" Wheel 1' Grade	Maximum speed (mph)	108	-	-	-	-
	Acceleration 0-60 mph (seconds)	12.65	-	-	-	-
	Fuel Consumption - Low MPG (l/100km)	40.9 (6.9)	-	-	-	-
	Fuel Consumption - Medium MPG (l/100km)	53.3 (5.3)	-	-	-	-
	Fuel Consumption - High MPG (l/100km)	58.9 (4.8)	-	-	-	-
	Fuel Consumption - Extra High MPG (l/100km)	46.3 (6.1)	-	-	-	-
	Fuel Consumption - Combined MPG (l/100km)	49.6 (5.7)	-	-	-	-
	Regulated Emission Standard	Euro 6d	-	-	-	-
Carbon Dioxide (CO <sub>2</sub> ) Emissions (g/km)	128	-	-	-	-	
15" Wheel 2' Grade	Maximum speed (mph)	108	115	117	-	-
	Acceleration 0-60 mph (seconds)	12.65	10.04	11.01	-	-
	Fuel Consumption - Low MPG (l/100km)	40.9 (6.9)	40.9 (6.9)	39.8 (7.1)	-	-
	Fuel Consumption - Medium MPG (l/100km)	52.3 (5.4)	55.4 (5.1)	52.3 (5.4)	-	-
	Fuel Consumption - High MPG (l/100km)	57.6 (4.9)	62.8 (4.5)	58.9 (4.8)	-	-
	Fuel Consumption - Extra High MPG (l/100km)	44.8 (6.3)	48.7 (5.8)	47.9 (5.9)	-	-
	Fuel Consumption - Combined MPG (l/100km)	49.6 (5.7)	52.3 (5.4)	50.4 (5.6)	-	-
	Regulated Emission Standard	Euro 6d	Euro 6d	Euro 6d	-	-
Carbon Dioxide (CO <sub>2</sub> ) Emissions (g/km)	130	123	127	-	-	
16" Wheel 3' Grade	Maximum speed (mph)	-	-	-	118	118
	Acceleration 0-60 mph (seconds)	-	-	-	9.84	9.94
	Fuel Consumption - Low MPG (l/100km)	-	-	-	44.1 (6.4)	43.5 (6.5)
	Fuel Consumption - Medium MPG (l/100km)	-	-	-	55.4 (5.1)	56.5 (5)
	Fuel Consumption - High MPG (l/100km)	-	-	-	61.4 (4.6)	61.4 (4.6)
	Fuel Consumption - Extra High MPG (l/100km)	-	-	-	48.7 (5.8)	47.9 (5.9)
	Fuel Consumption - Combined MPG (l/100km)	-	-	-	52.3 (5.4)	52.3 (5.4)
	Regulated Emission Standard	-	-	-	Euro 6d	Euro 6d
Carbon Dioxide (CO <sub>2</sub> ) Emissions (g/km)	-	-	-	122	123	
17" Wheel GT-Line S	Maximum speed (mph)	-	-	-	118	118
	Acceleration 0-60 mph (seconds)	-	-	-	9.84	9.94
	Fuel Consumption - Low MPG (l/100km)	-	-	-	42.8 (6.6)	42.2 (6.7)
	Fuel Consumption - Medium MPG (l/100km)	-	-	-	54.3 (5.2)	54.3 (5.2)
	Fuel Consumption - High MPG (l/100km)	-	-	-	60.1 (4.7)	60.1 (4.7)
	Fuel Consumption - Extra High MPG (l/100km)	-	-	-	47.1 (6)	47.1 (6)
	Fuel Consumption - Combined MPG (l/100km)	-	-	-	51.4 (5.5)	51.4 (5.5)
	Regulated Emission Standard	-	-	-	Euro 6d	Euro 6d
Carbon Dioxide (CO <sub>2</sub> ) Emissions (g/km)	-	-	-	125	126	

## Technical specification

Engine	1.2 DPi (83bhp)	1.0 T-GDi (99bhp)	1.0 T-GDi (99bhp)	1.0 T-GDi 48V (118bhp)	1.0 T-GDi 48V (118bhp)
<b>Vehicle weight &amp; capacity information</b>					
Gross vehicle weight	1,570	1,620	1,650	1,650	1,680
Kerb weight	1,143	1,198	1,228	1,228	1,253
Gross train weight	2,480	2,520	2,550	2,550	2,580
Maximum braked trailer weight	910	900	900	900	900
Maximum tow ball weight	75	75	75	75	75
Luggage compartment capacity, rear seats upright, litres	325	325	325	325	325
Luggage compartment capacity, rear seats folded, litres	1,103	1,103	1,103	1,103	1,103
<b>Vehicle insurance groups</b>					
'1'	4	-	-	-	-
'2'	4	7	8	-	-
'3'	-	-	-	9	9
'GT-Line S'	-	-	-	9	9
<b>Service intervals</b>					
	12 months / 10,000 miles, whichever comes sooner				



## Kia Warranty









Over the years, Kia has become one of the most successful car manufacturers in Europe. The key to our success? We give our customers that little bit extra: better service by qualified technicians, regular product innovation and superior warranty coverage.

### 7 Year vehicle warranty

Our high quality standards are what make superior warranty coverage possible: 3 years/ unlimited mileage and 4-7 years/100,000 mile manufacturer's warranty. For full warranty coverage including terms and exclusions please refer to your Kia dealer.

### 12 Year anti-perforation warranty

Your Kia Rio comes with a 12 year/unlimited mileage anti-perforation warranty. An annual bodywork inspection is required, for which a charge may apply.

Model Comparison				
Exterior colours	'1'	'2'	'3'	'GT-Line S'
Zest Yellow (Standard)	●	●	●	●
Clear White (Optional)	●	●	●	●
Satin Silver (Premium)	●	●	●	-
Storm Grey (Premium)	-	●	●	●
Midnight Black (Premium)	●	●	●	●
Azure Blue (Premium)	-	●	●	●
Blaze Red (Premium)	●	●	●	●
Interior trims				
	Black Cloth Woven Upholstery	Premium Black Cloth Upholstery	Black Faux Leather Upholstery	Black Cloth & Faux Leather Upholstery with Grey Stitching
Wheel designs				
	15\" Steels with Cover (185/65R15)	15\" Alloys (185/65R15)	16\" Alloys (195/55R15)	17\" Alloys (205/45R17)

Images are for illustrative purposes only and may not be to UK specification. All information and illustrations are based on data available at the time of print (January 2021) and are subject to change without notice. Contact your local Kia dealer for current information. MPG figures are obtained from laboratory testing and intended for comparisons between vehicles and may not reflect real driving results.

Kia Motors (UK) Ltd  
Walton Green  
Walton-On-Thames  
Surrey  
KT12 1FJ  
Freephone: 0333 202 2990  
[www.kia.com/uk](http://www.kia.com/uk)



Movement that inspires