

SPECIFICATION

| Range | '2' | '3' |
|---|-----|-----|
| EXTERIOR FEATURES & LIGHTING | | |
| 17" Alloy Wheels (215/55R17) | ● | - |
| 18" Alloy Wheels (235/45R18) | - | ● |
| Bright Chrome Vertical Grille | ● | ● |
| Body Coloured Exterior Door Handles | ● | - |
| Chrome & Body Coloured Exterior Door Handles | - | ● |
| Body Coloured Door Mirrors | ● | ● |
| Body Coloured Side Sill Mouldings | ● | - |
| Chrome Trimmed Side Sill Mouldings | - | ● |
| Black High Gloss & Chrome Front Wing Garnish | ● | ● |
| Rear Bumper with Diffuser Trim and Chrome Accent | ● | ● |
| Chrome Roofline Trim | ● | ● |
| Chrome Tip Exhaust | ● | ● |
| UV Reducing Solar & Tinted Glass | ● | ● |
| Single Projection Headlights | ● | ● |
| LED Daytime Running Lights | ● | ● |
| Headlight Levelling Device | ● | ● |
| Automatic Headlight Control | ● | ● |
| Projection Front Fog Lights | - | ● |
| Rear Fog Lights | ● | - |
| LED Rear Fog Lights | - | ● |
| LED Rear Combination Lights | - | ● |
| LED High-mounted Brake Light | ● | ● |
| Speed Variable Front Wipers | ● | ● |
| Rain Sensing Front Wipers | ● | ● |
| Heated Rear Window with Timer | ● | ● |
| Electrically Folding, Adjustable & Heated Door Mirrors with Integrated LED Indicator Lights | ● | ● |
| Remote Fuel Cap Release | ● | ● |
| Standard Paint | ● | ● |
| Premium Paint | OPT | OPT |
| INTERIOR DESIGN & COMFORT | | |
| Black Cloth Upholstery | ● | - |
| Black Cloth with Faux Leather Upholstery | - | ● |
| Sliding & Reclining Front Seats | ● | ● |
| Driver's Seat 2-way Power Lumbar Support | ● | - |
| Driver's Seat 4-way Power Lumbar Support | - | ● |
| Manual Adjustable Driver's Seat (Sliding, Reclining, Height Adjustment) | ● | - |
| Manual Adjustable Front Passenger Seat (Sliding, Reclining, Height Adjustment) | ● | ● |

Key: standard on grade = ● | unavailable on grade = - | OPT = optional on grade



The Power to Surprise

Kia **OPTIMA** Saloon

| Range | '2' | '3' |
|---|-----|----------|
| INTERIOR DESIGN & COMFORT (Continued) | | |
| 8-way Power Adjustable Driver's Memory Seat (Sliding, Reclining, Height Adjustment) | - | ● |
| Front Heated Seats | - | ● |
| Tilt & Telescopic Steering Wheel Adjustment | ● | ● |
| Leather Trimmed Steering Wheel | ● | ● |
| Leather Trimmed Gearshift | ● | ● |
| Heated Steering Wheel | - | ● |
| Metallic Paint Finish Electric Window Switch Panels | ● | - |
| Gloss Black Finish Electric Window Switch Panels | - | ● |
| Faux Leather Trimmed Door Armrests | ● | ● |
| Faux Leather Centre Console Armrest | - | ● |
| Touchscreen Silver Metallic Paint Bezel Trim | ● | - |
| Touchscreen Satin Chrome Bezel Trim | - | ● |
| Metallic Finish Interior Door Handles | ● | - |
| Satin Chrome Finish Interior Door Handles | - | ● |
| Dual Automatic Air Conditioning | ● | ● |
| Rear Air Ventilation | ● | ● |
| Air Filter | ● | ● |
| Automatic Defog System | ● | ● |
| Steering Wheel Mounted Controls | ● | ● |
| All-round Electric Windows | ● | ● |
| Front Electric Windows Auto Up & Down Safety Function | ● | ● |
| Front & Rear Electric Windows Auto Up & Down Safety Function with Remote Window Control | - | ● |
| Auto-dimming Rear-view Mirror | ● | ● |
| Cigar Lighter & Ashtray | ● | ● |
| Sunvisors with Vanity Mirror & Illumination | ● | ● |
| Cruise Control & Speed Limiter | ● | ● |
| Paddle Shift Transmission | - | DCT Only |
| Electronic Parking Brake | ● | ● |
| Remote Central Door Locking with Fold-away Key | ● | ● |
| STORAGE, VERSATILITY & INTERIOR LIGHTING | | |
| 60:40 Split Folding 2nd Row Seats | ● | ● |
| 3 x Passenger Assist Grips | ● | ● |
| Rear Coat Hook | ● | ● |
| Front & Rear 12v Power Sockets | ● | ● |
| Front Seatback Pockets | ● | ● |
| Front & Rear Door Map Pockets with Bottle Holders | ● | ● |
| Centre Fascia Storage Tray | ● | ● |
| Metal Paint Finish Centre Console Trim | ● | - |
| Gloss Black Finish Centre Console Trim | - | ● |
| Centre Console Armrest with Storage Box | ● | ● |
| Centre Console Cupholders | ● | ● |
| Rear Centre Armrest with Cupholders | ● | ● |
| Dash Illumination Dimmer Switch (Rheostat) | ● | ● |
| Front Cabin Map Lights with Sunglasses Holder | ● | ● |
| Centre Cabin Light | ● | - |
| Rear Reading Lights | - | ● |
| Front Door Courtesy Lights | ● | ● |
| Ignition Keyhole Illumination | ● | ● |
| Luggage Area Light | ● | ● |
| Luggage Area Load Cover | ● | ● |
| Luggage Net Hooks | ● | ● |
| Temporary Spare Wheel | ● | ● |

Key: standard on grade = ● | unavailable on grade = - | OPT = optional on grade

| Range | '2' | '3' |
|--|---------|----------|
| AUDIO, COMMUNICATION & INFORMATION | | |
| 6-speaker Audio System | ● | - |
| Harman/Kardon® Premium Sound System with 10 Speakers including 4" Central Speaker, 590w External Amp & 8" Subwoofer | - | ● |
| DAB Radio with MP3 Compatibility | ● | ● |
| Shark Fin Antenna | ● | ● |
| Front USB & AUX Port | ● | ● |
| Rear USB | ● | ● |
| 7" Touchscreen Satellite Navigation with European Mapping | ● | - |
| 8" Touchscreen Satellite Navigation with European Mapping | - | ● |
| Kia Connected Services Featuring TomTom® (Traffic, Speed Cameras, Local Search & Weather Updates)** | ● | ● |
| Bluetooth® with Music Streaming | ● | ● |
| Apple CarPlay™ with voice control** | ● | ● |
| Android Auto™ with voice control** | ● | ● |
| Front & Rear Parking Sensors*** | ● | ● |
| Reversing Camera System | ● | ● |
| 3.5" Supervision Cluster with LCD TFT Mono Display | ● | - |
| 4.3" Supervision Cluster with LCD TFT Colour Display | - | ● |
| Trip Computer (External Temperature; Distance to Empty; Average Fuel Consumption; Instant Fuel Consumption; Average Speed, Trip Mileage) | ● | ● |
| Washer Fluid Warning Light | ● | ● |
| Digital Clock | ● | ● |
| ACTIVE SAFETY & DRIVING DYNAMICS | | |
| ABS with Electronic Brakeforce Distribution (EBD) & Brake Assist System (BAS) | ● | ● |
| Emergency Stop Signalling (ESS) | ● | ● |
| Electronic Stability Control (ESC) & Vehicle Stability Management (VSM) | ● | ● |
| Hill-start Assist Control (HAC) | ● | ● |
| Rack-Mounted Motor Driven Power Steering (R-MDPS) | ● | ● |
| Intelligent Stop & Go (ISG) | ● | ● |
| Gearshift Indicator | MT Only | MT Only |
| Drive Mode Select (Eco / Comfort / Sport / Smart) | - | DCT Only |
| Lane Keep Assist System (LKAS) | - | ● |
| Speed Limit Information Function (SLIF) | - | ● |
| Driver Attention Warning (DAW) | - | ● |
| Tyre Pressure Monitoring System (TPMS) | ● | ● |
| PASSIVE SAFETY | | |
| Twin Front Airbags | ● | ● |
| Front Passenger Airbag Cut-off Switch | ● | ● |
| Twin Side Airbags (Front) & Curtain Airbags | ● | ● |
| All-round Height Adjustable Head Rests | ● | ● |
| Seatbelt Reminder Warning | ● | ● |
| ISOFIX Child Seat Top Tethers & Anchor Fixings | ● | ● |
| All-round 3-point Seatbelts | ● | ● |
| Front Seatbelt Pre-tensioners & Load-limiters | ● | ● |
| Height Adjustable Front Seatbelts | ● | ● |
| Impact Sensing Auto Door Unlocking | ● | ● |
| SECURITY | | |
| Advanced Anti-Theft System including Immobiliser & Alarm | ● | ● |
| Locking Wheel Nuts | ● | ● |
| Visible Vehicle Identification Number (VIN) | ● | ● |
| Door Deadlocks | ● | ● |
| Interior Door Lock/Unlock Function | ● | ● |
| Child Safety Rear Door Locks | ● | ● |
| Speed Sensing Auto Door Locking (Dealer-Activated Feature) | ● | ● |

Key: standard on grade = ● | unavailable on grade = - | OPT = optional on grade

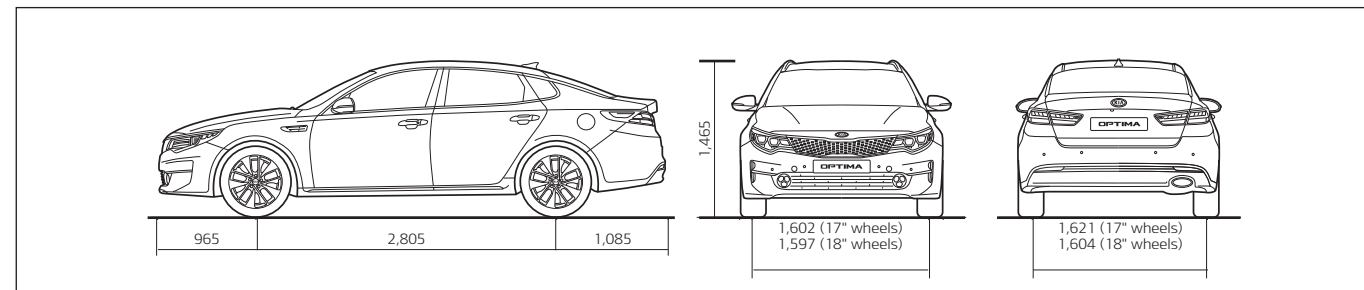
**Please check with your dealer for mobile phone compatibility

***Parking sensors may not match exterior body colour

TECHNICAL SPECIFICATION

| Engine | Diesel | |
|---|------------------------------|------------------------------|
| | 1.6 CRDi ISG (134bhp) | 1.6 CRDi ISG (134bhp) |
| DRIVETRAIN | | |
| Cubic capacity | 1,598 | 1,598 |
| Max. power, bhp at rpm | 134 / 4,000 | 134 / 4,000 |
| Max. torque, Nm at rpm | 320/ 2,000-2,500 | 320/ 2,000-2,500 |
| 6 speed Manual | ● | - |
| 7 speed Dual-Clutch transmission (DCT) | - | ● |
| GEAR RATIOS | | |
| 1st | 3.615 | 3.929 |
| 2nd | 1.931 | 2.318 |
| 3rd | 1.696 | 1.957 |
| 4th | 1.241 | 1.023 |
| 5th | 0.921 | 0.778 |
| 6th | 0.732 | 0.837 |
| 7th | - | 0.667 |
| Reverse | 3.731 | 5.304 |
| Final Gear Ratio | FGR 1: 4.063 FGR 2: 2.955 | FGR 1: 4.429 FGR 2: 3.263 |
| SUSPENSION & TYRES | | |
| Front suspension | Macpherson strut | |
| Rear Suspension | Multi link | |
| 17" tyres | 215/55 R17 | - |
| 18" tyres | 235/45 R18 | 235/45 R18 |
| FUEL & SCR | | |
| Fuel Type | Diesel | Diesel |
| Fuel tank capacity, litres | 70 | 70 |
| Selective Catalytic Reduction (SCR) | ● | ● |
| SCR tank capacity, litres | 14 | 14 |
| REGULATED EMISSIONS | | |
| Carbon Monoxide (mg/km) | 132.2 | 104.1 |
| Total Hydrocarbons (mg/km) | - | - |
| Nitrogen Oxide (mg/km) | 37.7 | 21.9 |
| Total Hydrocarbons + Nitrogen Oxide (mg/km) | 73.3 | 62.4 |
| Particulate Matter (mg/km) | 0.31 | 0.27 |

DIMENSIONS (mm)



| Engine | Diesel | | |
|---|---|-----------------------|--------------|
| | 1.6 CRDi ISG (134bhp) | 1.6 CRDi ISG (134bhp) | |
| NEDC 2.0 FUEL CONSUMPTION, EMISSIONS AND PERFORMANCE INFORMATION | | | |
| 17" Wheel 2-Grade | Maximum speed (mph) | 122 | - |
| | Acceleration 0-60 mph (seconds) | 10.6 | - |
| | Urban drive cycle MPG (l/100km) | 56.5 (5.0) | - |
| | Extra Urban drive cycle MPG (l/100km) | 68.9 (4.1) | - |
| | Combined drive cycle MPG (l/100km) | 62.8 (4.5) | - |
| | Regulated Emission Standard | Euro 6d TEMP | - |
| Carbon Dioxide (CO ₂) Emissions (g/km) | 117 | - | |
| 18" Wheel 3-Grade | Maximum speed (mph) | 122 | 121 |
| | Acceleration 0-60 mph (seconds) | 10.6 | 11.2 |
| | Urban drive cycle MPG (l/100km) | 56.5 (5.0) | 57.6 (4.9) |
| | Extra Urban drive cycle MPG (l/100km) | 68.9 (4.1) | 67.3 (4.2) |
| | Combined drive cycle MPG (l/100km) | 62.8 (4.5) | 64.2 (4.4) |
| | Regulated Emission Standard | Euro 6d TEMP | Euro 6d TEMP |
| Carbon Dioxide (CO ₂) Emissions (g/km) | 118 | 117 | |
| WLTP FUEL CONSUMPTION, EMISSIONS AND PERFORMANCE INFORMATION | | | |
| 17" Wheel 2-Grade | Fuel Consumption - Low MPG (l/100km) | 48.7 (5.8) | - |
| | Fuel Consumption - Medium MPG (l/100km) | 57.6 (4.9) | - |
| | Fuel Consumption - High MPG (l/100km) | 61.4 (4.6) | - |
| | Fuel Consumption - Extra High MPG (l/100km) | 49.6 (5.7) | - |
| | Fuel Consumption - Combined MPG (l/100km) | 54.3 (5.2) | - |
| | Regulated Emission Standard | Euro 6d TEMP | - |
| Carbon Dioxide (CO ₂) Emissions (g/km) | 137 | - | |
| 18" Wheel 3-Grade | Fuel Consumption - Low MPG (l/100km) | 47.1 (6.0) | 47.1 (6.0) |
| | Fuel Consumption - Medium MPG (l/100km) | 56.5 (5.0) | 56.5 (5.0) |
| | Fuel Consumption - High MPG (l/100km) | 60.1 (4.7) | 61.4 (4.6) |
| | Fuel Consumption - Extra High MPG (l/100km) | 48.7 (5.8) | 49.6 (5.7) |
| | Fuel Consumption - Combined MPG (l/100km) | 53.3 (5.3) | 53.3 (5.3) |
| | Regulated Emission Standard | Euro 6d TEMP | Euro 6d TEMP |
| Carbon Dioxide (CO ₂) Emissions (g/km) | 139 | 138 | |
| VEHICLE WEIGHT & CAPACITY INFORMATION | | | |
| Gross vehicle weight | 2070 | 2080 | |
| Kerb weight | 1590 | 1605 | |
| Gross train weight | - | - | |
| Maximum braked trailer weight | 1800 | 1500 | |
| Maximum tow ball weight | 80 | 80 | |
| Luggage compartment capacity, rear seats upright, litres | n/a | n/a | |
| Luggage compartment capacity, rear seats folded, litres | n/a | n/a | |

KIA WARRANTY

Over the years, Kia has become one of the most successful car manufacturers in Europe. The key to our success? We give our customers that little bit extra: better service by qualified technicians, regular product innovation and superior warranty coverage.











7 YEAR VEHICLE WARRANTY

Our high quality standards are what make superior warranty coverage possible: 3 years/ unlimited mileage and 4-7 years/100,000 mile manufacturer's warranty. For full warranty coverage including terms and exclusions please refer to your Kia dealer.

12 YEAR ANTI-PERFORATION WARRANTY

The Kia Optima Saloon comes with a 12 year/unlimited mileage anti-perforation warranty. An annual bodywork inspection is required, for which a charge may apply.

MODEL COMPARISON

| EXTERIOR COLOURS | '2' | '3' |
|---|--|--|
|  Pluto Brown (Standard) | ● | ● |
|  Midnight Black (Premium) | ● | ● |
|  Satin Silver (Premium) | ● | ● |
|  White Pearl (Premium) | ● | ● |
|  Gravity Blue (Premium) | - | ● |
|  Runway Red (Premium) | ● | ● |
| INTERIOR TRIMS |  |  |
| | Black Cloth | Black Cloth / Faux Leather |
| WHEEL DESIGNS |  |  |
| | 17" Alloys (215/55R17) | 18" Alloys (235/45R18) |

Kia Motors (UK) Ltd
Walton Green
Walton-On-Thames
Surrey
KT12 1FJ
Freephone: 0333 202 2990
www.kia.com/uk

Images are for illustrative purposes only and may not be to UK specification. All information and illustrations are based on data available at the time of print (January 2019) and are subject to change without notice. Contact your local Kia dealer for current information. MPG figures are obtained from laboratory testing and intended for comparisons between vehicles and may not reflect real driving results



Kia is actively involved with major sporting events around the world, sponsoring the renowned Australian Open as well as individuals such as tennis sensation Rafael Nadal.



The Power to Surprise