

# The new Sonet



Movement that inspires



The models and colors shown in this brochure may vary from the models available in your market. Please contact your local Kia dealer for the most recent information.



### Sunroof\*

The sunroof feature enhances the premium feel of the Kia Sonet and creates a more spacious cabin atmosphere when the sunroof partition is opened.



### Bose Premium Sound System\*

Driving the Kia Sonet becomes more enjoyable with the BOSE Premium Sound System and Sound Mood Light, enhancing the clarity and melody of your favorite songs.



### Wireless Charger\*

Say goodbye to charging cables, the future is wireless.

\*only available for Signature trim

## Advanced Driver Assistance System\*

The new Sonet is equipped with Advanced Driver Assistance System (ADAS) to enhance driving safety and comfort.

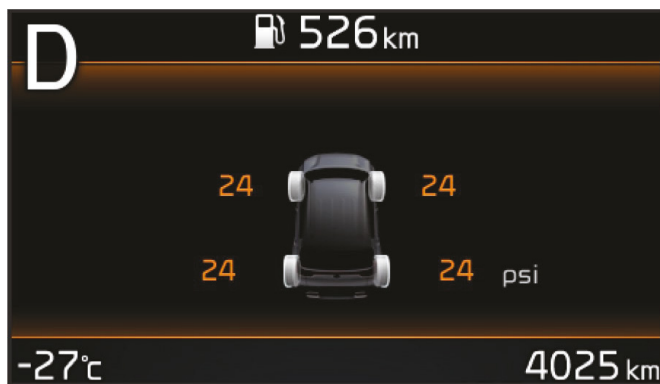


Forward Collision Warning (FCW)

Forward Collision Avoidance Assistant (FCA)

Lane Keeping Assist & Lane Follow Assist

Smart Cruise Control (SCC) with Stop & Go



## Tire Pressure Monitoring System\*


Traveling with Kia Sonet is increasingly comfortable and safe. With Tire Pressure Monitoring System, drivers can monitor the air pressure in all four tires in real time.

\*only available for Signature trim



## Airbags

The Kia Sonet is equipped with 6-airbags which can prevent potential serious injury to driver and passengers in the event of a collision.



## Parking Distance Warning

Parking the Kia Sonet has become more convenient with the parking distance warning feature, allowing drivers to worry less about potential collisions with surrounding objects.

## Exterior Colors



Aurora Black Pearl



Pewter Olive



Glacier White Pearl




Gravity Gray



Imperial Blue

## Dimension



## Tire and Wheel

16 Inch Diamond Cutting Alloy Wheel Black High Gloss

| The new Sonet             |          | Trendy                                 | Motion | Signature |
|---------------------------|----------|--|--------|-----------|
| <b>POWER TRAIN</b>        |          |  |        |           |
| Engine Type               |          | Smartstream, Gamma II, DOHC, Dual CVVT |        |           |
| Displacement              | (cc)     | 1.497                                  |        |           |
| Maximum Power             | (PS/rpm) | 115 / 6.300                            |        |           |
| Maximum Torque            | (Nm/rpm) | 144 / 4.500                            |        |           |
| Emission                  |          | Euro 4                                 |        |           |
| Fuel Tank Capacity        | (L)      | 45                                     |        |           |
| <b>TRANSMISSION</b>       |          |  |        |           |
| Type                      |          | Intelligent VT                         |        |           |
| Gear Ratio (:1)           | Forward  | 2.680 - 0.385                          |        |           |
|                           | Reverse  | 2.822 - 1.822                          |        |           |
|                           | Final    | 6.483                                  |        |           |
| <b>STEERING</b>           |          |  |        |           |
| Type                      |          | Rack & Pinion Electric                 |        |           |
| Adjustable                |          | Tilt                                   |        |           |
| Power Steering            |          | Motor Driven Power Steering (MDPS)     |        |           |
| <b>SUSPENSION</b>         |          |  |        |           |
| Front                     |          | MacPherson Strut                       |        |           |
| Rear                      |          | Coupled Torsion Beam Axle              |        |           |
| <b>BRAKES</b>             |          |  |        |           |
| ABS, EBD, Brake Assist    |          | •                                      | •      | •         |
| ESC & HAC                 |          | •                                      | •      | •         |
| Type                      | Front    | Ventilated Disc                        |        |           |
|                           | Rear     | Drum                                   |        | Disc      |
| Parking Brake             |          | Hand Brake                             |        |           |
| <b>DIMENSIONS</b>         |          |  |        |           |
| Length                    | (mm)     | 4.110                                  |        |           |
| Width                     | (mm)     | 1.790                                  |        |           |
| Height                    | (mm)     | 1.625                                  | 1.642  |           |
| Wheelbase                 | (mm)     | 2.500                                  |        |           |
| Ground Clearance          | (mm)     | 205                                    |        |           |
| Cargo Capacity            | (L)      | 385                                    |        |           |
| <b>WHEELS &amp; TIRES</b> |          |  |        |           |
| Type                      |          | 16" Alloy Wheels                       |        |           |
| Tire Size                 |          | 215 / 60 R16                           |        |           |

| The new Sonet   | Trendy                     | Motion             | Signature         |
|---|----------------------------|--------------------|-------------------|
| <b>EXTERIOR</b>   |                            |                    |                   |
| Front Headlamp  | Halogen                    | Multireflector LED |                   |
| Front Daytime Running Light (DRL)                         | Bulb                       | Star Map LED       |                   |
| Front Turn Signal   | Bulb                       | LED                |                   |
| Front Foglamp   | —                          | LED                |                   |
| Rear Combination Lamp                                     | Bulb                       | LED                |                   |
| Electric Folding Mirror                                   | •                          | •                  | •                 |
| Sunroof   | —                          | —                  | •                 |
| <b>INTERIOR</b>   |                            |                    |                   |
| 10,25" Full Digital Cluster                               | —                          | —                  | •                 |
| 4,2" TFT LCD Cluster                                      | •                          | •                  | —                 |
| Power Window Auto Up & Down Driver Side with Safety       | •                          | •                  | •                 |
| Seat Material   | Artificial Leather & Cloth |                    |                   |
| Front Manual Adjustable Seat with Height Adjustment       | •                          | •                  | •                 |
| Automatic Climate Control                                 | •                          | •                  | •                 |
| <b>COMFORT &amp; CONVENIENCE</b>                          |                            |                    |                   |
| Push Start Stop Button                                    | •                          | •                  | •                 |
| Remote Start Engine                                       | •                          | •                  | •                 |
| Wireless Charging   | —                          | —                  | •                 |
| <b>INFOTAINMENT</b>                                       |                            |                    |                   |
| 8" Infotainment Display with Android Auto & Apple CarPlay | •                          | •                  | •                 |
| Audio Speaker   | 6-speakers                 | 6-speakers         | BOSE-7 speakers   |
| <b>SAFETY</b>   |                            |                    |                   |
| Airbags   | 2 Airbags                  | 6 Airbags          | 6 Airbags         |
| Tire Pressure Monitoring System (TPMS)                    | —                          | —                  | •                 |
| Parking Distance Warning (PDW)                            | Reverse                    | Reverse            | Forward & Reverse |
| Rear View Monitor   | •                          | •                  | •                 |
| <b>ADAS</b>   |                            |                    |                   |
| Forward Collisionavoidance Assist (FCA)                   | —                          | —                  | •                 |
| Lane Following Assist (LFA)                               | —                          | —                  | •                 |
| Lane Keeping Assist (LKA)                                 | —                          | —                  | •                 |
| Manual Speed Limited Assist (MSLA)                        | —                          | —                  | •                 |

7 YEAR

200.000 km WARRANTY

12 MONTH

20.000 km PARTS WARRANTY



Towing Service



Jump-Start Battery



Flat Tire



Spare Fuel Delivery



Locksmith Service



Call Center 24/7  
Email : [customer-care@kiaid.com](mailto:customer-care@kiaid.com)

Hotline : 0800 - 1010 - 542  
Whatsapp: 081196980542

Website : [www.kia.com/id](http://www.kia.com/id)

PT Kia Sales Indonesia, a direct subsidiary of Kia Global and the official distributor of Kia vehicles in Indonesia, reserves the right to make changes to models, specifications, equipment, and accessories at any time. All materials and images are for illustration purposes only and are not legally binding.