

Red means STOP!

You must stop when you see a red light.

The same applies to red warning lights on the cluster.



Movement that inspires



Types of Warning Lights

Red warning light



Do not drive.
Immediate action required.

Yellow warning light




Drive with caution.
Inspection required soon.

Green warning light




Indicates the current status.
No action required.

When You Can Take Action Yourself



Parking brake warning light

Release the hand brake or refill the brake fluid before driving.



Coolant temperature warning light

Check the coolant and refill it if necessary.



Engine oil pressure warning light

Refill the engine oil.



Low tyre pressure warning light

Check the tyre pressure and inflate if necessary.



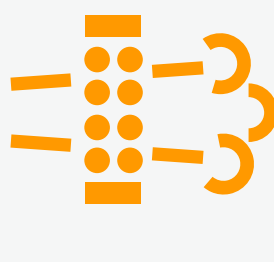
Power down indicator light (EV)

Charge the battery if it's low.
※ Be cautious when driving uphill.



SCR warning light (Diesel)

Refill the urea solution.




Diesel Particulate Filter (DPF) warning light (Diesel)

Drive for more than 30 minutes at over 60 km/h, and around 2,000 rpm.

※ If the light does not turn off after you take action, visit an authorised Kia dealer.

When to Visit an Authorised Kia Dealer



Charging system warning light



Air bag warning light



Electric Power Steering (EPS) warning light



Master warning light



Malfunction Indicator Lamp (MIL) warning light



Service warning light (HEV)



Electronic Stability Control (ESC) indicator light

If it's blinking, the ESC is operating normally to prevent vehicle skidding.
If it's solid, there's a malfunction that requires action.



Electronic Stability Control (ESC) OFF indicator light

If it's solid, the ESC is deactivated.