



What's most important when stargazing with a telescope?

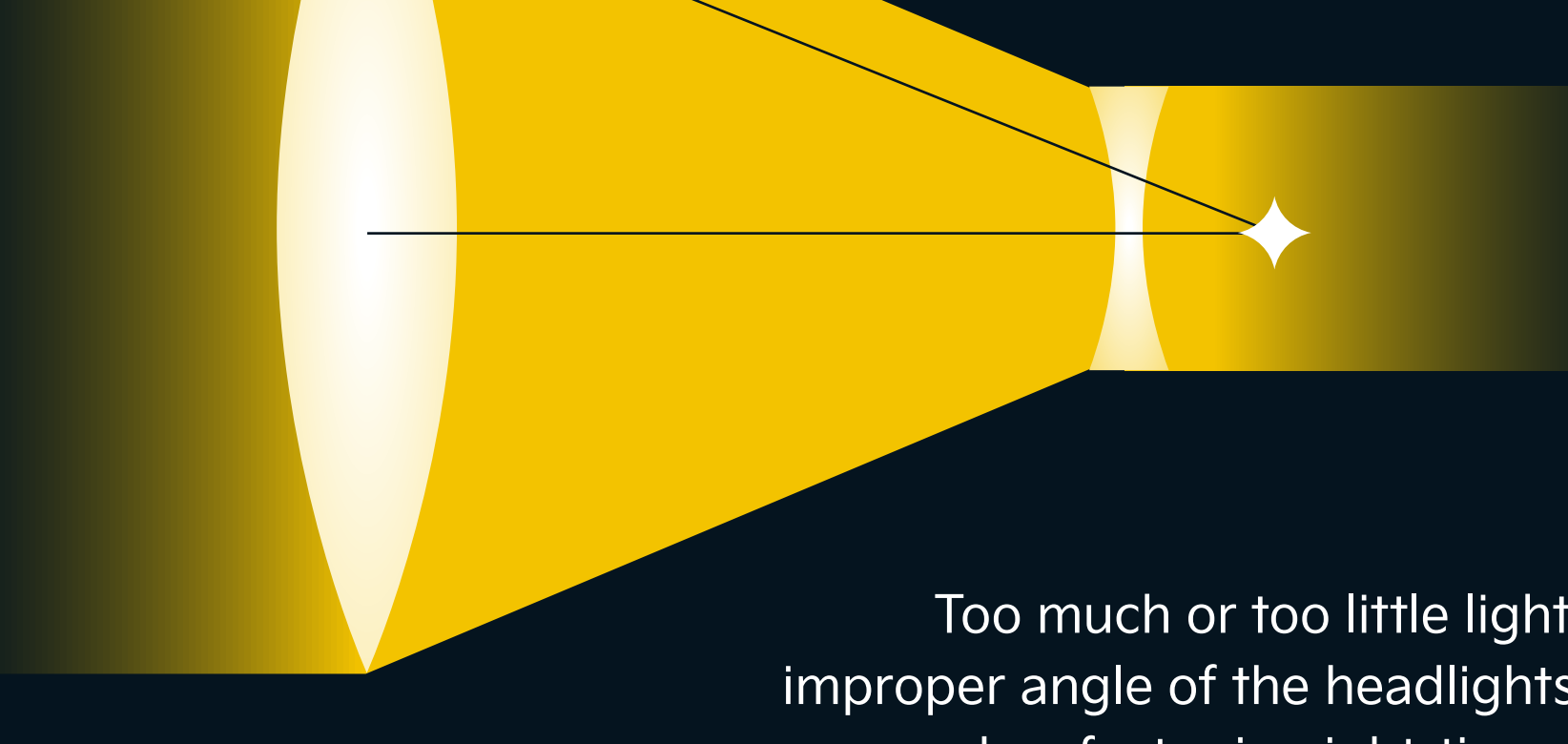
Headlight angle adjustment,
the start of safe and considerate driving at night.



Movement that inspires

Right angle matters most.

Adjusting lens settings is crucial for seeing stars.



Too much or too little light due to improper angle of the headlights is also a key factor in night-time driving.

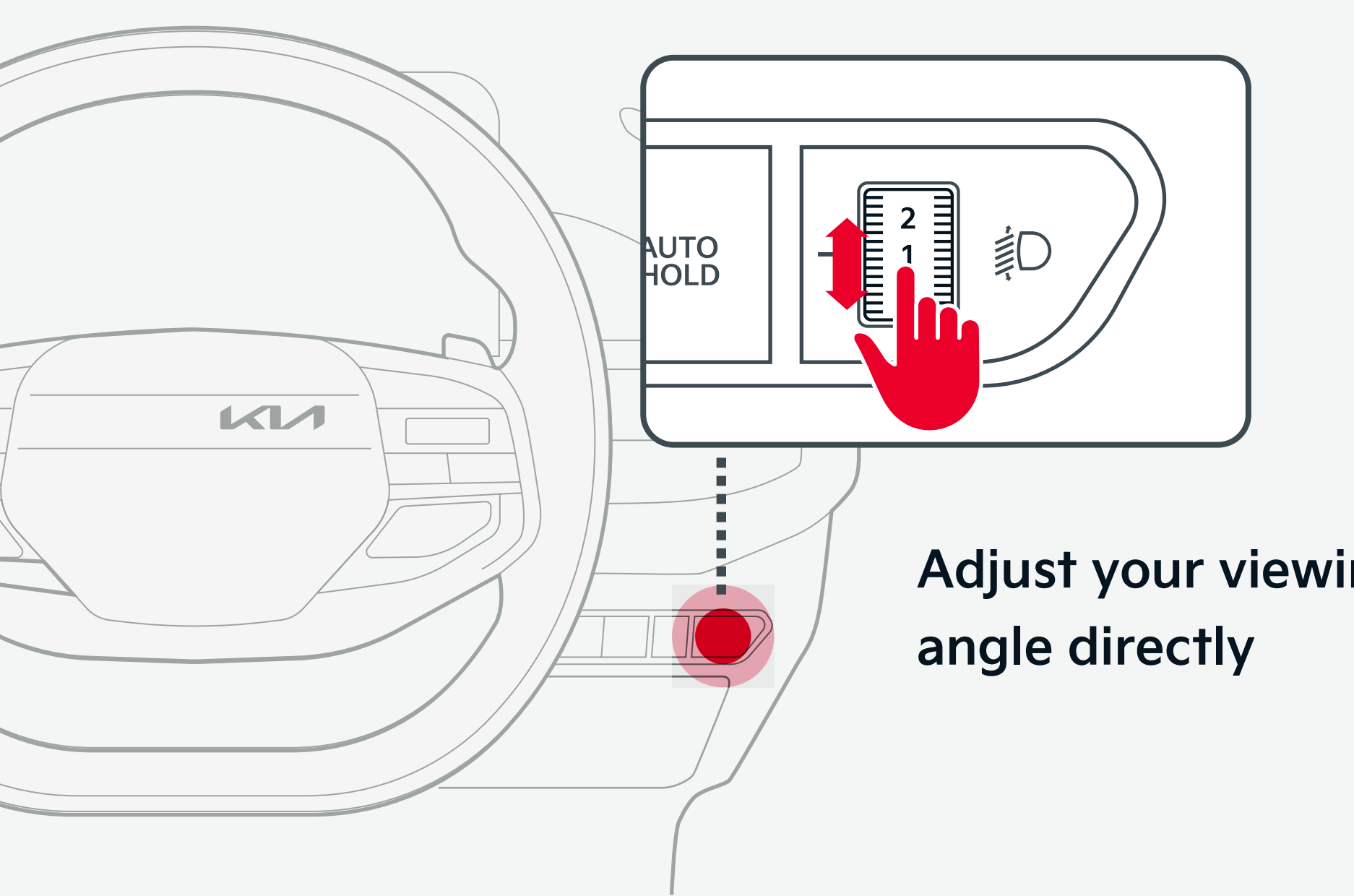
An essential feature for driving at night!

Shall we find out adjusting the headlight angle?



How do I adjust it?

Simply turn the switch!



Adjust your viewing angle directly

When do I adjust it?

Adjust it according to the situation!



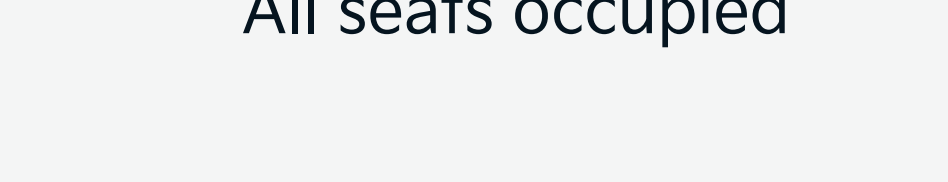
Driver only



Driver + front passenger



All seats occupied



All seats occupied + full luggage



Driver only + full luggage

※ The higher the switch number, the lower the headlight angle.

※ If other conditions besides the luggage condition exist, adjust to the closest one.

Brighten the night with safety and courtesy.



Improved visibility

Illuminates the road clearly, enhancing the driver's visibility.



Consideration for other vehicles

Considerate driving to minimise glare on other vehicles.



Accident prevention

A must-have in a dark driving environment.

Drive safely at night with simple adjustments.

Kia will continue to develop new technologies for safe driving.

For more information about Kia, visit **Kia How to**

YouTube @KiaHowTo

The criteria and details may differ depending on the options and specifications of each individual vehicle, and may vary according to regional regulations, driving conditions, the actual condition of the vehicle, and external factors. The company shall not be held legally responsible for any injuries, damage, or other issues resulting from user negligence or improper handling while operating or inspecting the vehicle in accordance with CardNews. For more information, please refer to the owner's manual, and seek professional assistance whenever necessary.