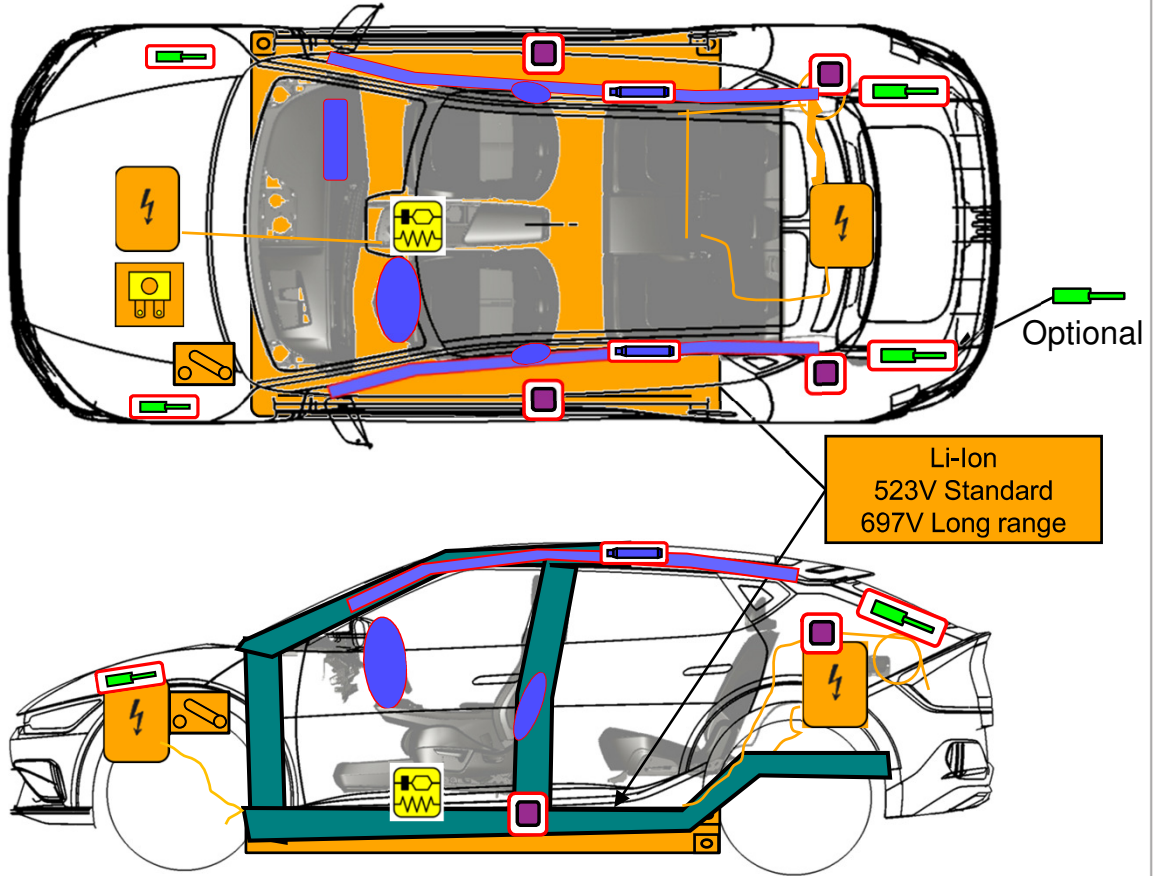




**Kia EV6 GT**  
MPV, 5doors  
From March 2023




Reserved for holes (paper version)

	Airbag		Stored gas inflator		Seat belt pretensioner		SRS control unit		Pedestrian protection active system
	Automatic rollover protection system		Gas strut / Preloaded spring		High strength zone		Zone requiring special attention		High voltage component
	Battery low-voltage		Ultra-capacitor, low voltage		Fuel tank		Gas tank		Safety value
	Battery pack, high-voltage		High voltage power cable		High voltage device that disconnects high voltage		Fuse box disabling high voltage		High voltage ultra capacitor

# 1. Identification / recognition

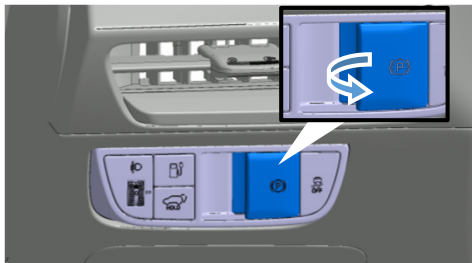


LACK OF ENGINE NOISE DOES NOT MEAN VEHICLE IS OFF: SILENT MOVEMENT OR INSTANT RESTART CAPABILITY EXISTS UNTIL VEHICLE IS FULLY SHUT DOWN.



# 2. Immobilisation / stabilisation / lifting

Immobilization:

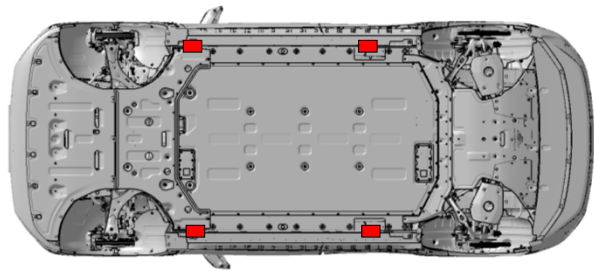


1. Chock the wheels and pull the switch to set the parking brake.



2. For automatic transmission vehicles, shift into park (P) gear.

Lifting points under the vehicle:



# 3. Disable direct hazards / safety regulations



IN CASE OF AN ACCIDENT, WHERE AIRBAGS AND SEATBELT PRETENSIONER WERE ACTIVATED, THE HV-SYSTEM SWITCH'S OFF AUTOMATICALLY. FOR ALL OTHER CASES USE THE DISABLING METHODS BELOW



Main method HV-battery:




Access:



Pull the release lever



Raise the hood



Open cover of the fuse box in the engine compartment

Disabling:


Pull up the yellow lever in the high voltage cut-off switch



## 12V Battery:



Access:



Pull the release lever

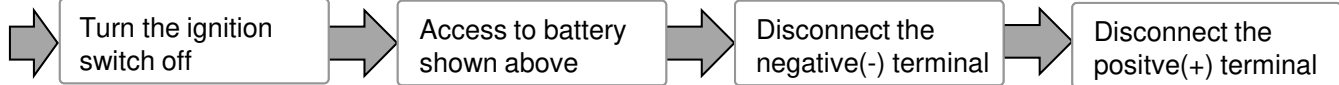


Raise the hood



Battery in the engine compartment

## Disabling:




## 4. Access to the occupants

Steering column adjustment:



Door handle:




When the door outer handle doesn't pop-out, push the front side inwards.

Seat adjustment:



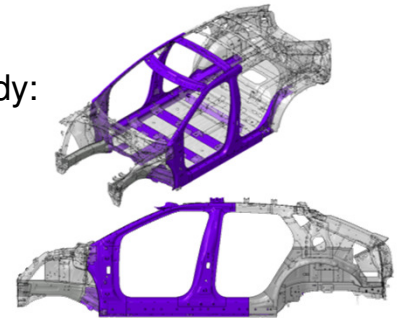
MANUAL

Glass:



1. Laminated
2. Tempered/Laminated (OPT)
3. Tempered
4. Tempered

Vehicle body:



Hardened Steel: 100k↑

## 5. Stored energy / liquids / gases / solids

	   	12V	Higher Volume is with heat pump
	     	523V 697V	R-134a 800g R-1234yf 750g 900g 850g



WHEN COOLANT LEAKS FROM THE BATTERY PACK, IT CAN BECOME UNSTABLE WITH RISK OF THERMAL RUNAWAY. CHECK BATTERY PACK TEMPERATURE WITH THERMAL IMAGING CAMERA



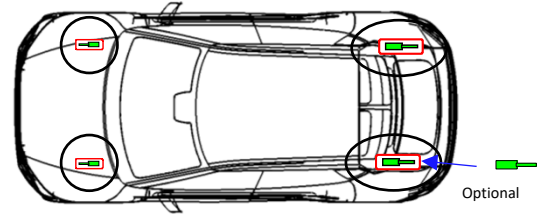
## 6. In case of fire



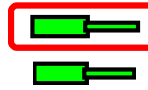
Use large amount of water



**BATTERY RE-IGNITION!**



**Gas strut!**



Risk of missile effect of hood and tailgate.

## 7. In case of submersion

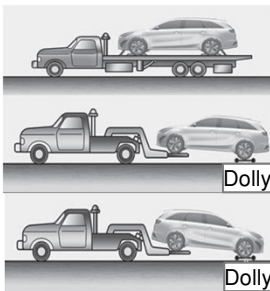


Do not touch any of the high-voltage components or cables including the high voltage cut-off switch, as doing so poses an electrocution hazard. Work on the vehicle only after the vehicle has been pulled out of the water.



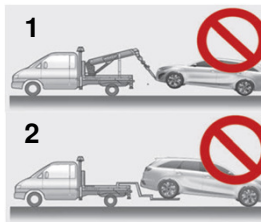
## 8. Towing / transportation / storage

OK



Notice: The use of wheel dollies or flatbed is recommended. Use a wheel lift or flatbed equipment.

Not OK



Notice : Do not tow with sling-type equipment (1). Do not tow the vehicle with the front wheels on the ground as this may cause damage to the vehicle (2).

Location front hook



Location rear hook



## 10. Explanation of pictograms used

	Electric Vehicle		Warning, Electricity		Bonnet
	General warning sign		Air-conditioning component		Boot
	Corrosives		Hazardous to the human health		Flammable
	Explosive		Acute toxicity		Environmental hazard
	Use thermal Infrared camera		Use water to extinguish the fire		Warning; low temperature